



**CSURMA ATHLETIC INJURY MEDICAL EXPENSE COMMITTEE
MEETING AGENDA**

“This is an Open Public Meeting”

In accordance with the requirements of the Bagley-Keene Open Meeting Act, notice of this meeting must be posted in publicly accessible places, including the Internet, at least ten (10) days in advance of the meeting.

Per Government Code section 54954.2, persons requesting disability-related modifications or accommodations, including auxiliary aids or services in order to participate in the meeting, are requested to contact Alliant at (415) 403-1400 twenty-four hours in advance of the meeting. Entrance to the meeting location requires routine provision of identification to building security. However, CSURMA does not require any member of the public to register his or her name, or to provide other information, as a condition to attendance at any public meeting and will not inquire of building security concerning information so provided. See Government Code section 54953.3.

TELECONFERENCE (ZOOM) LOCATIONS

1. Chancellor’s Office, 401 Golden Shore, Long Beach, CA
2. Chico, 400 West First St, Chico, CA
3. Fullerton, 800 N. State College Blvd, Fullerton, CA
4. Long Beach, 1250 Bellflower Blvd., Long Beach, CA
5. Sacramento, 6000 J Street, Sacramento, CA
6. San Bernardino, 5500 University Parkway, San Bernardino, CA
7. San Luis Obispo, 1 Grand Ave, San Luis Obispo, CA
8. Sonoma State, 1801 E Cotati, Rohnert Park, CA
9. San Jose State, One Washington Square, San Jose, CA

Meeting Date: May 11, 2020
Time: 10:30 AM

Primary Location: Teleconference - Zoom
Alliant Insurance Services
San Francisco, CA 94111

Legend: **A** = Action
I = Information
V = Verbal

A. CALL TO ORDER

1. **Approval of the Agenda** **A** p. 1

B. PUBLIC COMMENTS

C. GENERAL ADMINISTRATION

1. **Approval of Minutes – January 13, 2020** **A** p. 2
The Committee will be asked to approve the minutes from their last meeting.
2. **AIME Financial Statements at March 31, 2020** **I** p. 9
The Committee will receive the financial report of the AIME program at March 31, 2020.
3. **AIME Loss Reports and Claim Trends** **I** p. 11
The Committee will receive a summary report from Health Special Risk, of the program’s claims experience and trends.
4. **CSURMA Executive Committee Report** **I** p. 25
The Committee will receive a verbal report from the Executive Committee Liaison.



California State University Risk Management Authority

5. **Actuarial Orientation - Fiscal Year 2020/21 AIME Program Deposits** A p. 26
The Committee will receive an actuarial orientation will be asked to approve the FY 2020/2021 AIME Program Deposits.
6. **FY 2020/2021 Operating Budget** A p. 28
The Committee will review and is asked to approve the draft FY 2020/2021 AIME budget.
7. **AIME Committee Nominations and Elections** A p. 31
The Committee will be asked to nominate and elect new members to the Committee for those members who have completed their terms and elect a Chair.
8. **AIME Vendor Master Agreements** A p. 33
The Committee will be asked to discuss and make recommendations as respects proposed AIME Vendor Agreement, taking action as necessary.
9. **CSURMA AIME Mental Health** I p. 34
The Committee will be asked to discuss best practices regarding mental health coverage for athletes.

- D. **CSURMA AIME Other Business** A p. 35
 1. Legislation – Athletic Trainers Licensure
 2. Proof of student athlete status
 3. Outstanding medical payments

- E. **CLOSED SESSION Pursuant to Cal. Gov. Code Sec. 11126(e)(1) & 11126(f)(1) –**
Action may be taken per Government Code Section 11126(e)(1) & 11126(f)(1). The matters below may be discussed. The Committee may take action or provide direction to Staff regarding the matters.

No items are scheduled for closed session at today’s meeting.

- F. **INFORMATION ITEMS**
 1. **FY 2019-20 & FY 2020-21 CSURMA Meeting Calendar** I p. 36
 2. **CSURMA AIME Committee Members Roster** I p. 39

- G. **ADJOURNMENT**

The next CSURMA AIME Committee meeting is scheduled to meet in October 12, 2020. If you have questions regarding the agenda package, please contact Stacey Weeks at sweeks@alliant.com / (415) 403-1448.

APPROVAL OF THE AGENDA

ISSUE: The Committee will be asked to approve the agenda for today’s meeting.

RECOMMENDATION: Staff recommends that the Committee approve the agenda as presented.

FISCAL IMPACT: None.

BACKGROUND: None.

PUBLICATION: None.

ATTACHMENT(S): None.

APPROVAL OF MINUTES – JANUARY 13, 2020

ISSUE: The Committee will be asked to review and approve the draft minutes from its January 13, 2020 meeting.

RECOMMENDATION: It is recommended that the Committee approve the minutes from its January 13, 2020 meeting, including corrections as necessary.

FISCAL IMPACT: None.

BACKGROUND: None.

PUBLICATION: None.

ATTACHMENT(S):

- a. CSURMA AIME Committee Meeting Minutes – January 13, 2020

**MINUTES OF THE CSURMA
AIME COMMITTEE MEETING
JANUARY 13, 2020
SAN DIEGO, CALIFORNIA**

MEMBERS PRESENT

Anita Barker, CSU Chico (Teleconference)
Kelli Eberlein, CSU Fresno (Teleconference – 10:42 a.m.)
Cindy Masner, CSU Long Beach
Brandon Padilla, CSU Sacramento
Julie Rudy, Sonoma State University (Teleconference)
Scott Shaw, San Jose State University
Kristal Slover, CPSU, San Luis Obispo (Teleconference)
Morgan Walker, CSU San Bernardino (Teleconference)
Lisa Kao, CSU Fresno – EC Liaison (Teleconference)

MEMBERS ABSENT

Summer Rivera, CSU Fullerton

STAFF, GUESTS & CONSULTANTS

Tom Lenihan, Health Special Risk – departed at 12:55 p.m.
Jody Van Leuven, Chancellor’s Office
Stacey Weeks, Alliant Insurance Services

A. CALL TO ORDER

The meeting was called to order at 10:33 a.m. by the Chair, Scott Shaw. Introductions were made. Scott explained the teleconference procedure, per Bagley-Keene where roll call voting is required and introductions were made. Introductions were conducted. Staff reminded the Committee of the Bagley-Keene rules regarding attending the meetings via teleconference and your location not on agenda prior to posting.

1. Approval of the Agenda

A motion was made to approve the agenda.

MOTION: Cindy Masner **SECOND:** Brandon Padilla **MOTION CARRIED**

NAME	AYES	ABSTAIN	NAYS	ABSENT
Anita Barker	X			
Kelli Eberlein				X
Cindy Masner	X			
Brandon Padilla	X			
Summer Rivera				X
Julie Rudy	X			
Scott Shaw	X			
Kristal Slover	X			
Morgan Walker	X			

B. PUBLIC COMMENTS

No public comments

C. GENERAL ADMINISTRATION

C1. Approval of Meeting Minutes – October 14, 2019

A motion was made to approve the meeting minutes of October 14, 2019 as presented at today’s meeting.

MOTION: Cindy Masner **SECOND:** Julie Rudy **MOTION CARRIED**

NAME	AYES	ABSTAIN	NAYS	ABSENT
Anita Barker	X			
Kelli Eberlein				X
Cindy Masner	X			
Brandon Padilla	X			
Summer Rivera				X
Julie Rudy	X			
Scott Shaw	X			
Kristal Slover	X			
Morgan Walker	X			

C2. AIME Financial Statements at September 30, 2019

Stacey Weeks discussed the September 30, 2019 financials. The September 30th financial statement was approved at the January 12, 2020 Executive Committee (EC) meeting. Staff reported there was no surplus distributed, per the Committee’s approval. The operating revenue is \$4.8 million and remains within budget. The program is trending at a 70% confidence level. Scott discussed the benefit of the surplus, where the program benefits from surplus funds.

C3. AIME Loss Reports and Claims Trend

Tom Lenihan discussed the loss data and claims trend reports as of December 31, 2019. Tom reported on the total claim paid by policy year. Monthly claims remain steady and no change in the number of injuries/claims. The amount of claim payment averaging at \$3.6 million annually and claim paid amount at \$3.4 million. The average number of claims/injuries at 1,415 annually or 4.3 claims per injury. Primary insurance payment running at 38% and AIME payment averaging at 60%. Campus discounts have gone up substantially providing for \$4.4 million in savings. Campus discount down to 33% rather than the historical 49% although it is too early to compare discount savings. The Committee directed HSR to add a provider discount fee amount column to the report. The Committee discussed the VPay payment process where HSR provides the medical provider an option to be paid via credit card rather than a paper check. HSR is exploring an electronic payment process (Zella) rather than providing payment via paper check. Staff was directed to provide a list of contacts and confirm with each member the primary contact regarding claims.

C4. CSURMA Executive Committee Report

Lisa discussed the EC meeting of November 8 January 12, 2020:

- Consultant Form 700 passed to sign disclosures statements – HSR is except from filing a conflict of interest
- Financial statement – September 30, 2019 – approved
- Presidium is a provider who provides training and utilization reports – offer training for youth protection
- Alliant provided an update of CSU’s coverage – state of the market – technical information as respects insurance programs

C5. Fiscal year 2020/2021 AIME Program Deposits

The Committee discussed at length the adjusted FY 2020/21 AIME program deposits. Staff revised the FY 2020/21 AIME program deposits due to an error of loss information in the calculation. Program deposits were calculated using the actuarial report dated September 12, 2019 and the financial statements prepared by the CSURMA Accountant for fiscal year ending 2019. The Committee discussed the rating formula components utilized in calculating the program deposits. The Committee discussed the difference in the total amount of the claims reports provided by HSR at today’s meeting and the claim amounts provided by the actuary in the actuarial report. The Committee discussed that the FY 2020/21 AIME Program Deposits are calculated using the actuarial report dated September 12, 2019 and the financial statements prepared by the CSURMA Accountant for fiscal year ending 2019. Staff was directed to coordinate a meeting in February 2020 where Daniel Howell, CSURMA Program Administrator would present the procedure in developing FY 2020/21 AIME Program Deposits. The Rating Plan was last reviewed by the AIME Rating Plan Task Group in 2015. The Committee recommended the development of a 2020 Rating Plan Task Group to review the AIME Rating Plan.

Staff was directed to present an actuary orientation as respects the calculation of the FY AIME program deposits.

The Committee will approve the rates after receipt of the actuary orientation.

The Committee took a lunch break at 12:28 pm resume at 12:55 pm

C6. Renewal of AIME Travel Accident Insurance

Staff reviewed the AIME Travel Accident insurance summary and noted the AIME Travel Accident insurance program summary that was renewed effective December 31, 2019 – December 31, 2020. The renewal provides for limits at \$40,000 with a deductible of \$50,000 as the athletes are covered under the CSURMA Travel Accident policy with a \$50,000 limit. Staff was directed to revise the insurance summary regarding team travel and add the policy definition of Class 1 and Class 2.

A motion was made to confirm the approval of the AIME Travel Accident Insurance as presented at today’s meeting.

MOTION: Brandon Padilla **SECOND:** Julie Rudy **MOTION CARRIED**

NAME	AYES	ABSTAIN	NAYS	ABSENT
Anita Barker	X			
Kelli Eberlein	X			
Cindy Masner	X			
Brandon Padilla	X			
Summer Rivera				X
Julie Rudy	X			
Scott Shaw	X			
Kristal Slover	X			
Morgan Walker	X			

C7. Renewal of Prospective Student Athletes Insurance Program

Staff reviewed the renewal proposal of the AIME Prospective Student Athletes Insurance program. Staff was directed to revise the insurance summary as respects tryout/evaluations based on the respective NCAA rules.

DRAFT

A motion was made to approve the Prospective Student Athletes Insurance policy as presented at today's meeting.

MOTION: Cindy Masner **SECOND:** Brandon Padilla **MOTION CARRIED**

NAME	AYES	ABSTAIN	NAYS	ABSENT
Anita Barker	X			
Kelli Eberlein	X			
Cindy Masner	X			
Brandon Padilla	X			
Summer Rivera				X
Julie Rudy	X			
Scott Shaw	X			
Kristal Slover	X			
Morgan Walker	X			

C8. AIME Vendor Master Agreements

The Committee thanked Scott Shaw and Brandon Padilla for their work on behalf of the Committee in obtaining standard discount agreements for all of the CSU campuses with vendors. Brandon discussed the final agreement with NormaTec and the two different systems available. All prospective vendor agreements recommendations should be forwarded to Scott and Brandon.

C9. Review of the AIME Committee Nominations and Elections

Staff reviewed the upcoming Committee nominations where four members' terms will be expiring July 1, 2020. The Committee will be asked to review the Terms of Office and discuss additional Committee member nominations at its May 2020 meeting.

D. CSURMA AIME Other Business

1. Mental Health – Staff provided a report where conversations will continue with the recommended vendor utilized by Fresno State. Kelli discussed the current benefits Fresno State offers to its athletes. The Chancellor's Office discussed a Systemwide benefit and recommended OCG be included in the development of said program.
2. Legislation – Athletic Trainer Licensure continues to be placed on hold and hopefully something will be coming out next month.
3. Proof of student athlete status – remove for next agenda
4. Outstanding Medical Payments – HSR explained the process outstanding payment procedure to the Committee. HSR will contact all medical providers and handle the payment process. HSR will contact campus athletic department and obtain contact information for each athlete.

5. Legislation is moving forward to the 32 conditions and obligations regarding concussions.
6. The Committee discussed whether coverage can be provided to foreign athletes requesting to return to home country and have surgery. These are being reviewed on a case by case basis in determining whether or not coverage will be paid under AIME. The Committee discussed whether or not surgically removing hair is a covered benefit.
7. The Committee discussed concussions and Dr. Ortega developing a web based training module for coaches/managers. Discussed the NCAA student management approved procedure.
8. The Committee discussed injuries over the two year benefit are reviewed on a cases by case basis.

E. CLOSED SESSION

No items scheduled for closed session at today's meeting.

F. INFORMATION ITEMS

F1. FY 2019/20 and FY 2020/21 CSURMA Meeting Calendar

The Committee discussed moving the May 2020 meeting.

F2. AIME Committee and Staff Directory

Please provide revisions and updates to Stacey Weeks.

G. Adjournment

The meeting was adjourned at 2:56 p.m.

AIME FINANCIAL STATEMENT AT MARCH 31, 2020

ISSUE: The Financial Statements at March 31, 2020 (unaudited) is attached for information purposes.

RECOMMENDATION: No action required; this item is presented as information only.

FISCAL IMPACT: None.

BACKGROUND: Accounting records are managed by the CSU Office of the Chancellor. Periodic statements are prepared by the Accountants to express the financial status of CSURMA's coverage programs.

PUBLICATION: None.

ATTACHMENT(S):

- a. AIME Financial Statements at March 31, 2020

California State University Risk Management Authority
Income Statements - Campus Programs as of 3/31/2020
(Unaudited)

	Liability	Workers' Compensation	IDL/NDI/UI	Property	AIME	Auto Liability	Total Campus Programs
OPERATING REVENUES:							
Contributions	19,282,645	40,781,992	16,800,000	12,452,431	4,760,949	1,408,547	95,486,564
Reinsurance premiums	(2,490,076)	0	0	(7,620,173)	0	0	(10,110,249)
Total operating revenues:	16,792,568	40,781,992	16,800,000	4,832,258	4,760,949	1,408,547	85,376,314
OPERATING EXPENSES:							
DIRECT PROGRAM EXPENSES:							
Claims payment & legal expenses	6,946,224	12,079,989	8,461,281	1,602,893	2,801,876	0	31,892,262
Deductible recoveries	(1,910,974)	0	0	0	0	0	(1,910,974)
Claims administrators	0	2,886,875	39,111	0	200,000	0	3,125,986
Claims management information system	67,426	101,936	11,949	6,514	3,593	0	191,418
Program administrator	228,004	613,710	146,566	128,229	8,971	0	1,125,480
Brokerage commissions	385,882	1,376	568	695,321	2,708	0	1,085,854
Insurance premiums	3,295,916	33,307,361	0	3,255,959	18,723	1,053,632	40,931,591
Taxes, assessments & fees	0	0	0	0	0	0	0
Actuarial services	4,750	5,250	0	0	2,750	0	12,750
Claims audit	5,000	0	0	0	0	0	5,000
Coverage counsel	0	0	0	0	0	0	0
Program legal	0	0	0	0	0	0	0
Miscellaneous program services	17,742	0	0	0	0	0	17,742
Workshops/training	32,391	72,507	29,646	19,169	0	0	153,713
Loss control	1,191,251	68,644	0	48,659	0	0	1,308,554
Reinsurance/excess recovery	0	(10,328,967)	0	0	0	0	(10,328,967)
Program committee	0	0	0	0	472	0	472
Dividend distributions	0	7,219,915	0	0	0	0	7,219,915
Change in claims losses and loss adjustment	0	0	0	0	0	0	0
Total direct program expenses:	10,263,611	46,028,596	8,689,121	5,756,743	3,039,092	1,053,632	74,830,794
GENERAL & ADMINISTRATIVE EXPENSES:							
Financial audit	6,417	14,066	5,794	3,926	1,642	0	31,845
Executive committee & board expenses	498	1,169	470	272	139	0	2,549
JPA insurance	5,145	11,024	4,551	2,709	1,367	0	24,796
Memberships, associations & dues	2,530	29,605	1,933	1,176	570	0	35,813
Chancellor's office accounting services	68,186	149,432	56,114	38,069	17,428	0	329,229
Risk management expenses	119,481	260,449	107,277	72,649	30,412	0	590,268
Miscellaneous indirect services	10,340	10,261	4,167	2,704	1,197	0	28,669
Total general & administrative expenses:	212,597	476,007	180,306	121,505	52,755	0	1,043,170
Total operating expenses:	10,476,208	46,504,603	8,869,427	5,878,248	3,091,847	1,053,632	75,873,964
NON-OPERATING REVENUES:							
Investment income	1,341,777	2,526,033	345,958	129,726	247,919	0	4,591,414
Total non-operating revenues:	1,341,777	2,526,033	345,958	129,726	247,919	0	4,591,414
BEGINNING RETAINED EARNINGS	6,639,214	29,205,942	656,421	4,296,922	1,975,754	(720,078)	42,054,174
NET SURPLUS/(DEFICIT)	7,658,138	(3,196,578)	8,276,531	(916,264)	1,917,022	354,915	14,093,764
ENDING RETAINED EARNINGS	14,297,352	26,009,364	8,932,952	3,380,658	3,892,775	(365,163)	56,147,938

AIME LOSS REPORTS AND CLAIM TRENDS

ISSUE: The Committee will hear a report from Health Special Risk (HSR), the Claims Administrator on loss experience and claim trends for the period beginning July 1, 2015.

RECOMMENDATION: No action is requested.

FISCAL IMPACT: Information Item only.

BACKGROUND: HSR provides third party claims administration. Effective July 1, 2015

PUBLICATION: None

ATTACHMENT(S):

- a. Monthly Claims Payment Summaries by Campus/Paid at March 31, 2020



California State University Risk Management Authority

ATHLETIC INJURY MEDICAL EXPENSE COMMITTEE MEETING

MONDAY MAY 11, 2020, 10:30 AM PDT

Alliant San Francisco office

Health Special Risk, Inc.

AIME Loss Reports & Claim Trends

as of

MARCH 31, 2020

Tom Lenihan, President, Health Special Risk, Inc.

HSR Plaza II, 4100 Medical Parkway, Carrollton, Texas 75007

(972) 512-5600 - www.healthspecialrisk.com

CSURMA CLAIMS PAID ANALYSIS

Year # 1: 2015/2016 Policy Year

CSU Campus	# of Injuries	# of Claims	# Injuries w Primary Insurance payments	% of Total Injuries	Total Amount Claimed	Primary Insurance Payment	CSU Campus Discount	HSR PPO Discounts	HSR Payments
CALIFORNIA MARITIME ACADEMY	11	28	10	91%	\$53,451	\$10,177	\$0	\$14,660	\$11,457
CSPU, POMONA	18	78	15	83%	\$110,631	\$27,046	\$0	\$14,365	\$25,328
CSPU, SAN LUIS OBISPO	156	822	121	78%	\$1,115,574	\$238,078	\$788	\$111,810	\$235,286
CSU, BAKERSFIELD	48	332	40	83%	\$509,549	\$78,456	\$0	\$32,199	\$130,637
CSU, CHICO	11	63	10	91%	\$361,018	\$104,631	\$0	\$53	\$34,156
CSU, DOMINGUEZ HILLS	26	181	14	54%	\$586,920	\$30,092	\$49,049	\$249,471	\$242,834
CSU, EAST BAY	3	9	3	100%	\$8,869	\$572	\$0	\$0	\$5,377
CSU, FRESNO	138	474	58	42%	\$2,016,638	\$163,180	\$655,527	\$284,602	\$427,016
CSU, FULLERTON	69	287	43	62%	\$438,725	\$44,534	\$19,765	\$69,819	\$172,814
CSU, LONG BEACH	95	521	56	59%	\$858,578	\$119,742	\$130,962	\$135,798	\$266,955
CSU, LOS ANGELES	11	70	3	27%	\$203,194	\$2,698	\$0	\$121,472	\$77,517
CSU, MONTEREY BAY	73	306	61	84%	\$442,733	\$108,051	\$18,050	\$57,385	\$100,876
CSU, NORTHRIDGE	73	300	35	48%	\$922,708	\$27,889	\$159,035	\$271,639	\$324,656
CSU, SACRAMENTO	155	1,021	98	63%	\$2,629,472	\$529,742	\$23,698	\$541,930	\$707,430
CSU, SAN BERNARDINO	14	55	7	50%	\$149,804	\$8,790	\$0	\$4,119	\$17,533
CSU, SAN MARCOS	22	110	12	55%	\$165,853	\$23,927	\$13,513	\$29,993	\$54,639
CSU, STANISLAUS	14	79	9	64%	\$266,118	\$83,360	\$0	\$8,571	\$28,491
HUMBOLDT STATE UNIVERSITY	14	49	12	86%	\$324,579	\$75,420	\$0	\$0	\$24,112
SAN DIEGO STATE UNIVERSITY	421	972	99	24%	\$1,598,747	\$227,525	\$199,787	\$232,001	\$419,903
SAN FRANCISCO STATE UNIVERSITY	18	79	14	78%	\$382,264	\$92,568	\$18,929	\$50,412	\$86,666
SAN JOSE STATE UNIVERSITY	147	564	97	66%	\$1,511,484	\$205,809	\$443,271	\$136,952	\$332,696
SONOMA STATE UNIVERSITY	20	102	16	80%	\$287,120	\$91,519	\$0	\$29,943	\$66,673
Totals:	1,557	6,502	833	54%	\$14,944,029	\$2,293,806	\$1,732,372	\$2,397,195	\$3,793,051

CSURMA CLAIMS PAID ANALYSIS

Year # 2: 2016/2017 Policy Year

CSU Campus	# of Injuries	# of Claims	# Injuries w Primary Insurance payments	% of Total Injuries	Total Amount Claimed	Primary Insurance Payment	CSU Campus Discount	HSR PPO Discounts	HSR Payments
CALIFORNIA MARITIME ACADEMY	3	32	2	67%	\$83,697	\$23,976	\$0	\$0	\$11,018
CSPU, POMONA	15	178	11	73%	\$327,860	\$36,089	\$17,041	\$59,044	\$76,270
CSPU, SAN LUIS OBISPO	170	929	130	76%	\$1,248,350	\$174,273	\$4,643	\$190,983	\$339,603
CSU, BAKERSFIELD	58	387	39	67%	\$827,373	\$79,546	\$134	\$229,650	\$242,904
CSU, CHICO	13	83	10	77%	\$469,446	\$82,847	\$0	\$5,672	\$31,725
CSU, DOMINGUEZ HILLS	47	232	23	49%	\$647,561	\$82,981	\$39,500	\$166,639	\$272,874
CSU, EAST BAY	15	44	13	87%	\$269,643	\$47,494	\$1,328	\$1,101	\$26,072
CSU, FRESNO	149	461	87	58%	\$1,661,641	\$235,819	\$567,901	\$189,253	\$346,008
CSU, FULLERTON	92	393	47	51%	\$623,032	\$67,610	\$8,024	\$161,939	\$181,694
CSU, LONG BEACH	110	700	64	58%	\$999,076	\$139,459	\$98,303	\$139,468	\$274,163
CSU, LOS ANGELES	8	95	5	63%	\$188,126	\$11,332	\$0	\$84,088	\$49,444
CSU, MONTEREY BAY	45	118	31	69%	\$167,971	\$49,510	\$3,290	\$13,645	\$53,507
CSU, NORTHRIDGE	72	309	44	61%	\$1,013,085	\$84,448	\$96,970	\$208,653	\$223,154
CSU, SACRAMENTO	175	990	82	47%	\$1,545,269	\$118,321	\$79,825	\$319,748	\$606,305
CSU, SAN BERNARDINO	16	110	11	69%	\$155,167	\$21,994	\$206	\$32,867	\$29,062
CSU, SAN MARCOS	25	117	19	76%	\$357,908	\$59,183	\$3,418	\$35,427	\$55,280
CSU, STANISLAUS	18	65	15	83%	\$194,215	\$74,052	\$0	\$2,934	\$25,888
HUMBOLDT STATE UNIVERSITY	12	40	9	75%	\$238,370	\$86,234	\$0	\$340	\$43,304
SAN DIEGO STATE UNIVERSITY	296	640	73	25%	\$1,223,825	\$98,895	\$426,052	\$113,868	\$329,375
SAN FRANCISCO STATE UNIVERSITY	15	54	12	80%	\$262,881	\$54,506	\$0	\$2,318	\$12,074
SAN JOSE STATE UNIVERSITY	112	523	74	66%	\$975,629	\$200,931	\$197,105	\$62,236	\$218,452
SONOMA STATE UNIVERSITY	21	88	19	90%	\$138,321	\$75,527	\$0	\$2,033	\$29,457
Totals:	1,487	6,588	820	55%	\$13,618,446	\$1,905,026	\$1,543,740	\$2,021,904	\$3,477,630

CSURMA CLAIMS PAID ANALYSIS

Year # 3: 2017/2018 Policy Year

CSU Campus	# of Injuries	# of Claims	# Injuries w Primary Insurance payments	% of Total Injuries	Total Amount Claimed	Primary Insurance Payment	CSU Campus Discount	HSR PPO Discounts	HSR Payments
CALIFORNIA MARITIME ACADEMY	17	41	15	88%	\$90,207	\$32,868	\$0	\$1,207	\$15,999
CSPU, POMONA	23	135	16	70%	\$130,658	\$19,265	\$12,307	\$14,936	\$35,540
CSPU, SAN LUIS OBISPO	141	748	90	64%	\$1,020,613	\$221,643	\$1,566	\$175,830	\$238,908
CSU, BAKERSFIELD	71	615	42	59%	\$1,086,757	\$143,730	\$2,932	\$357,129	\$298,382
CSU, CHICO	8	37	6	75%	\$92,925	\$11,053	\$0	\$22,814	\$22,420
CSU, DOMINGUEZ HILLS	47	238	12	26%	\$619,739	\$30,144	\$88,324	\$181,290	\$277,169
CSU, EAST BAY	8	32	7	88%	\$112,117	\$32,098	\$0	\$1,229	\$11,196
CSU, FRESNO	151	477	86	57%	\$1,501,989	\$81,485	\$700,559	\$43,907	\$338,798
CSU, FULLERTON	105	480	39	37%	\$935,712	\$93,762	\$7,826	\$326,813	\$268,077
CSU, LONG BEACH	138	1,049	79	57%	\$1,617,075	\$194,570	\$189,075	\$184,227	\$512,118
CSU, LOS ANGELES	7	80	5	71%	\$116,592	\$14,998	\$1,750	\$11,947	\$33,491
CSU, MONTEREY BAY	51	127	34	67%	\$260,566	\$76,881	\$5,810	\$11,780	\$51,779
CSU, NORTHRIDGE	62	305	28	45%	\$1,273,805	\$54,800	\$77,159	\$555,466	\$358,378
CSU, SACRAMENTO	170	905	85	50%	\$1,759,321	\$264,406	\$334,087	\$158,669	\$547,567
CSU, SAN BERNARDINO	16	67	7	44%	\$189,200	\$65,826	\$0	\$23,234	\$36,292
CSU, SAN MARCOS	31	82	22	71%	\$119,606	\$18,519	\$2,998	\$6,616	\$25,479
CSU, STANISLAUS	10	22	7	70%	\$20,088	\$4,626	\$0	\$1,479	\$6,926
HUMBOLDT STATE UNIVERSITY	7	17	6	86%	\$49,111	\$18,326	\$0	\$3,251	\$6,760
SAN DIEGO STATE UNIVERSITY	175	386	63	36%	\$971,606	\$71,407	\$317,322	\$81,727	\$245,536
SAN FRANCISCO STATE UNIVERSITY	17	97	12	71%	\$303,194	\$87,872	\$29,225	\$8,052	\$34,979
SAN JOSE STATE UNIVERSITY	179	913	120	67%	\$1,674,155	\$261,505	\$450,593	\$123,243	\$384,156
SONOMA STATE UNIVERSITY	17	114	15	88%	\$222,298	\$70,372	\$0	\$2,413	\$28,927
Totals:	1,451	6,967	796	55%	\$14,167,336	\$1,870,155	\$2,221,533	\$2,297,260	\$3,778,878

CSURMA CLAIMS PAID ANALYSIS

Year # 4: 2018/2019 Policy Year

CSU Campus	# of Injuries	# of Claims	# Injuries w Primary Insurance payments	% of Total Injuries	Total Amount Claimed	Primary Insurance Payment	CSU Campus Discount	HSR PPO Discounts	HSR Payments
CALIFORNIA MARITIME ACADEMY	6	31	5	83%	\$62,971	\$26,759	\$0	\$800	\$10,386
CSPU, POMONA	25	139	17	68%	\$350,805	\$62,980	\$21,643	\$2,725	\$34,189
CSPU, SAN LUIS OBISPO	159	773	114	72%	\$1,470,650	\$235,477	\$1,018	\$261,418	\$359,061
CSU, BAKERSFIELD	52	253	30	58%	\$459,966	\$26,236	\$0	\$187,585	\$138,987
CSU, CHICO	8	39	7	88%	\$152,325	\$33,819	\$0	\$1,175	\$9,644
CSU, DOMINGUEZ HILLS	27	130	10	37%	\$563,843	\$63,845	\$54,905	\$114,922	\$221,168
CSU, EAST BAY	22	76	15	68%	\$236,668	\$115,041	\$20	\$5,036	\$26,852
CSU, FRESNO	154	540	57	37%	\$1,699,884	\$73,969	\$563,123	\$141,859	\$430,844
CSU, FULLERTON	89	330	42	47%	\$742,958	\$104,063	\$7,624	\$181,029	\$177,490
CSU, LONG BEACH	128	646	59	46%	\$841,132	\$62,156	\$197,947	\$99,034	\$292,964
CSU, LOS ANGELES	12	57	8	67%	\$205,721	\$46,890	\$262	\$1,970	\$23,616
CSU, MONTEREY BAY	48	186	28	58%	\$206,561	\$37,558	\$6,274	\$30,238	\$50,560
CSU, NORTHRIDGE	70	266	31	44%	\$895,947	\$36,299	\$28,733	\$313,741	\$243,142
CSU, SACRAMENTO	160	901	78	49%	\$1,981,219	\$461,828	\$246,991	\$156,624	\$706,547
CSU, SAN BERNARDINO	16	53	11	69%	\$277,873	\$80,590	\$0	\$2,369	\$19,832
CSU, SAN MARCOS	24	58	17	71%	\$151,203	\$23,316	\$1,782	\$234	\$19,255
CSU, STANISLAUS	26	80	15	58%	\$82,087	\$11,406	\$0	\$16,092	\$25,415
HUMBOLDT STATE UNIVERSITY	8	43	7	88%	\$92,454	\$17,522	\$0	\$2,693	\$26,991
SAN DIEGO STATE UNIVERSITY	139	324	75	54%	\$1,038,478	\$99,289	\$250,106	\$100,504	\$255,510
SAN FRANCISCO STATE UNIVERSITY	12	44	9	75%	\$166,591	\$42,690	\$28,821	\$2,629	\$32,716
SAN JOSE STATE UNIVERSITY	168	725	102	61%	\$1,719,911	\$266,902	\$244,059	\$223,537	\$383,471
SONOMA STATE UNIVERSITY	20	111	13	65%	\$130,035	\$65,135	\$0	\$12,708	\$32,924
Totals:	1,373	5,805	750	55%	\$13,529,281	\$1,993,771	\$1,653,304	\$1,858,923	\$3,521,563

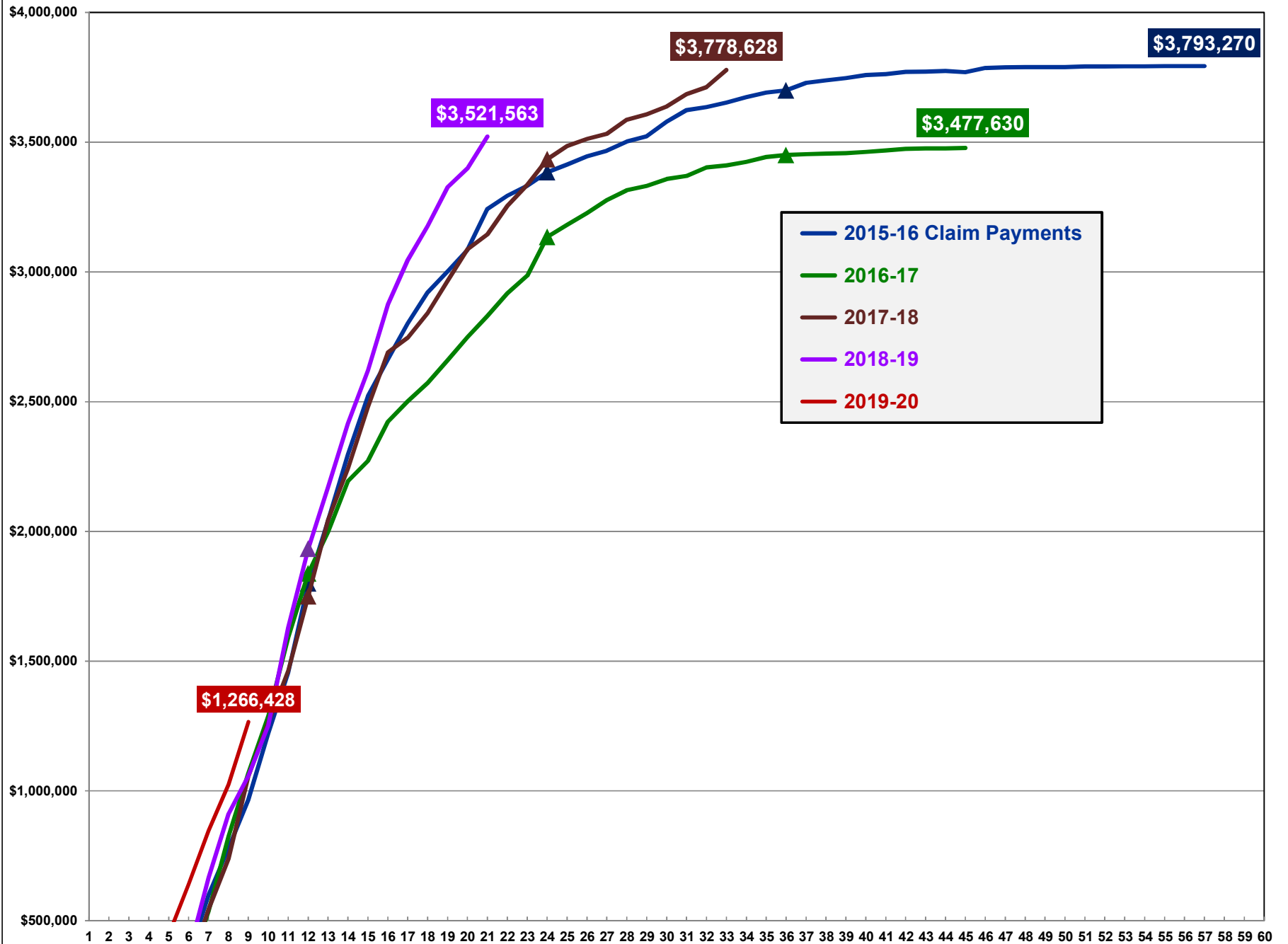
CSURMA CLAIMS PAID ANALYSIS

Year # 5: 2019/2020 Policy Year

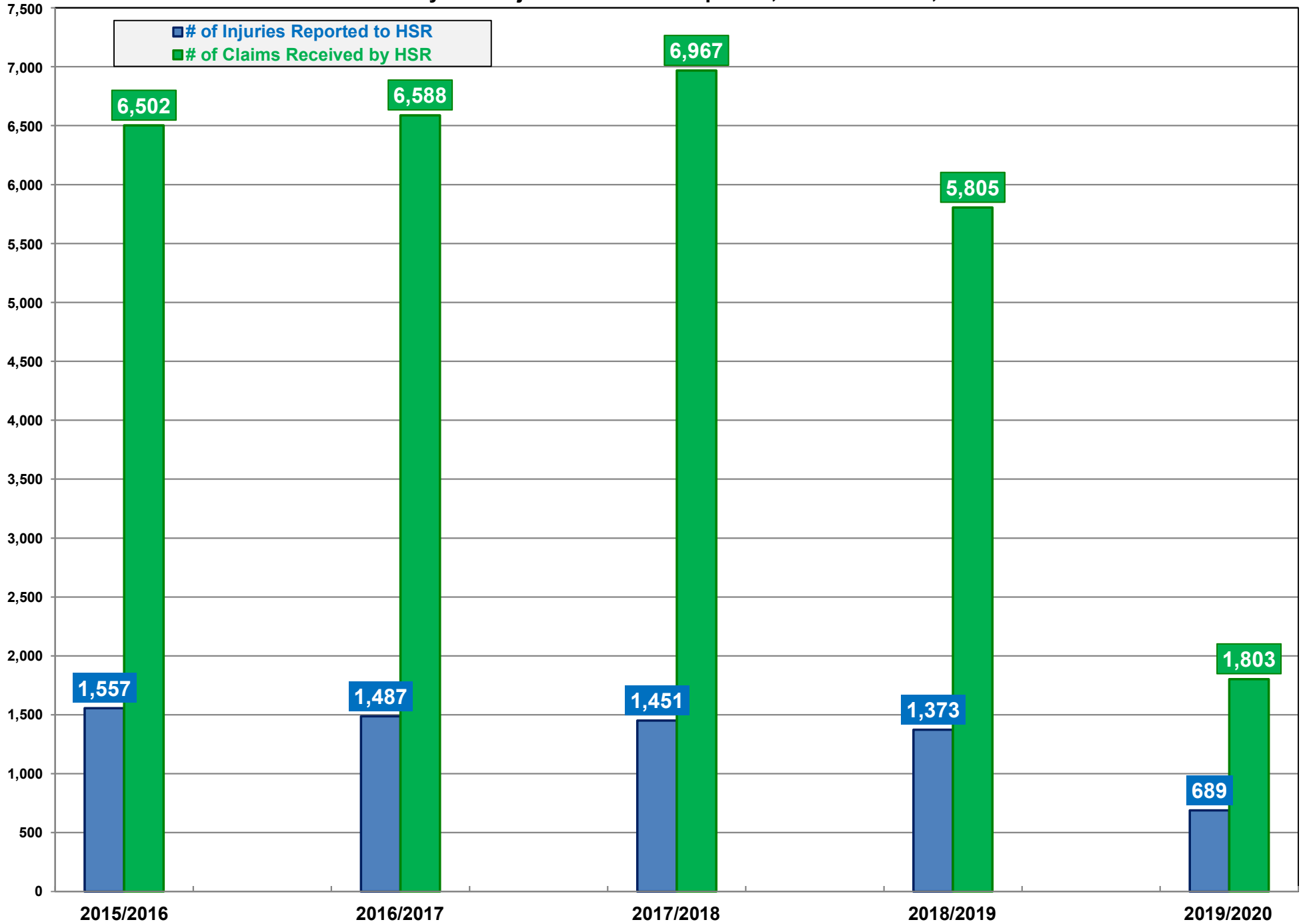
CSU Campus	# of Injuries	# of Claims	# Injuries w Primary Insurance payments	% of Total Injuries	Total Amount Claimed	Primary Insurance Payment	CSU Campus Discount	HSR PPO Discounts	HSR Payments
CALIFORNIA MARITIME ACADEMY	3	8	3	100%	\$4,149	\$1,079	\$0	\$0	\$1,333
CSPU, POMONA	12	29	8	67%	\$98,429	\$16,613	\$5,129	\$852	\$7,383
CSPU, SAN LUIS OBISPO	77	219	52	68%	\$336,909	\$134,225	\$282	\$10,303	\$57,124
CSU, BAKERSFIELD	37	82	21	57%	\$349,634	\$54,070	\$3,000	\$20,114	\$44,127
CSU, CHICO	6	22	4	67%	\$42,030	\$2,209	\$0	\$21,725	\$15,498
CSU, DOMINGUEZ HILLS	5	24	1	20%	\$121,832	\$50	\$0	\$40,853	\$58,092
CSU, EAST BAY	20	36	12	60%	\$32,374	\$3,490	\$0	\$7,118	\$13,259
CSU, FRESNO	87	185	25	29%	\$721,215	\$21,337	\$197,561	\$26,759	\$176,603
CSU, FULLERTON	42	102	18	43%	\$184,731	\$4,994	\$5,798	\$86,979	\$75,656
CSU, LONG BEACH	50	119	20	40%	\$290,621	\$12,719	\$72,683	\$12,126	\$81,443
CSU, LOS ANGELES	6	16	3	50%	\$61,527	\$31,046	\$0	\$4,851	\$6,714
CSU, MONTEREY BAY	22	45	17	77%	\$46,669	\$20,032	\$320	\$3,419	\$11,910
CSU, NORTHRIDGE	38	113	15	39%	\$390,037	\$13,032	\$12,736	\$202,375	\$120,132
CSU, SACRAMENTO	78	328	40	51%	\$837,305	\$168,261	\$96,528	\$86,418	\$276,778
CSU, SAN BERNARDINO	27	73	8	30%	\$227,478	\$12,147	\$0	\$110,306	\$70,077
CSU, SAN MARCOS	8	9	4	50%	\$4,726	\$840	\$0	\$0	\$1,449
CSU, STANISLAUS	9	15	7	78%	\$6,831	\$1,298	\$0	\$0	\$1,663
SAN DIEGO STATE UNIVERSITY	94	184	41	44%	\$525,268	\$28,257	\$87,153	\$94,702	\$133,795
SAN FRANCISCO STATE UNIVERSITY	4	5	2	50%	\$10,054	\$4,556	\$185	\$0	\$3,622
SAN JOSE STATE UNIVERSITY	53	141	23	43%	\$371,736	\$80,576	\$50,191	\$42,775	\$91,510
SONOMA STATE UNIVERSITY	11	48	10	91%	\$98,464	\$18,546	\$0	\$13,593	\$18,261
Totals:	689	1,803	334	48%	\$4,762,017	\$629,377	\$531,567	\$785,267	\$1,266,428

Health Special Risk, Inc. - CSURMA AIME Policy Year-to-Date HSR Claim Payments

as of March 31, 2020



Health Special Risk, Inc. - CSURMA AIME
Policy Year Injuries & Claims Reported, as of March 31, 2020

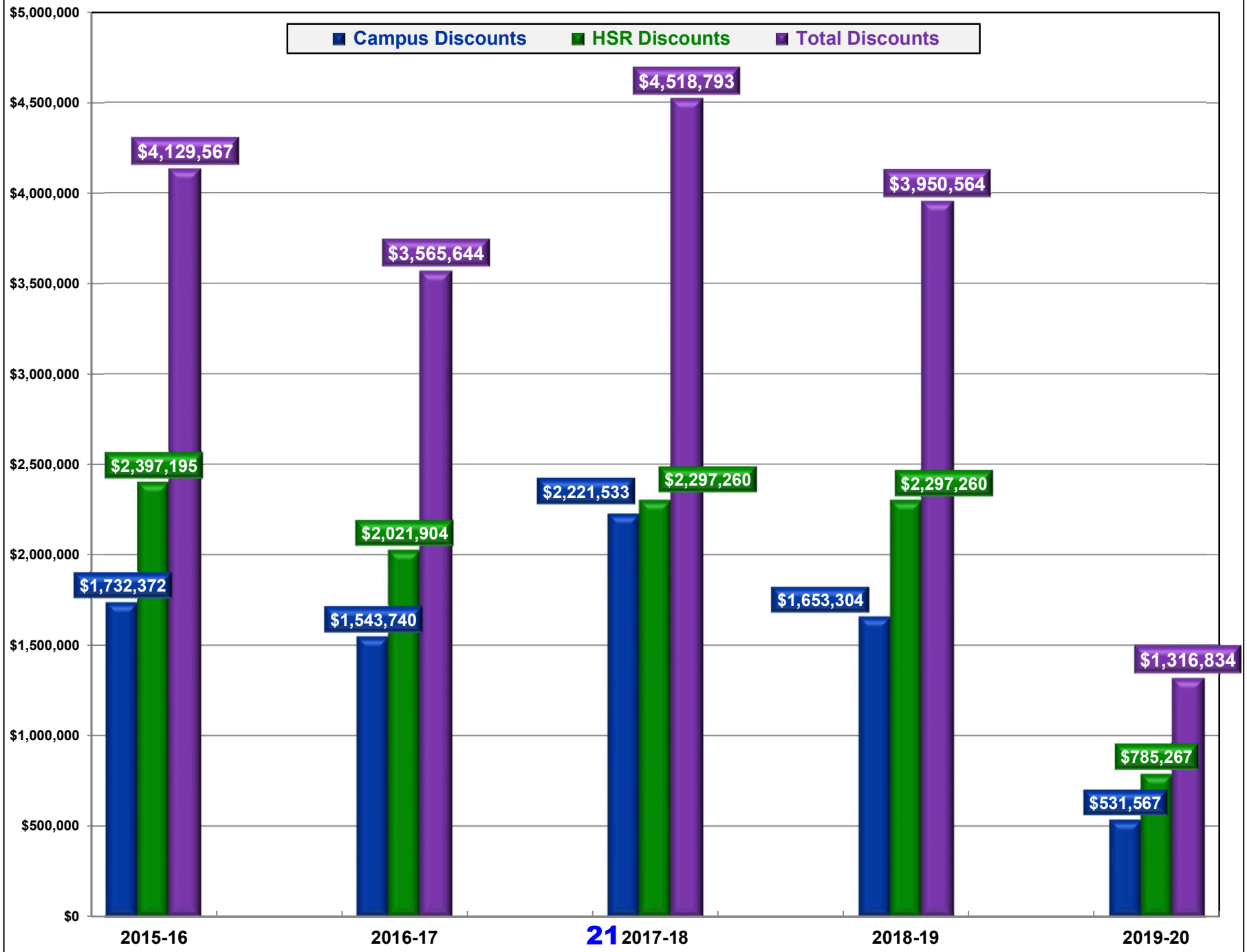


Health Special Risk, Inc. - Discounts as a % of Total Paid Claims

as of March 31, 2020

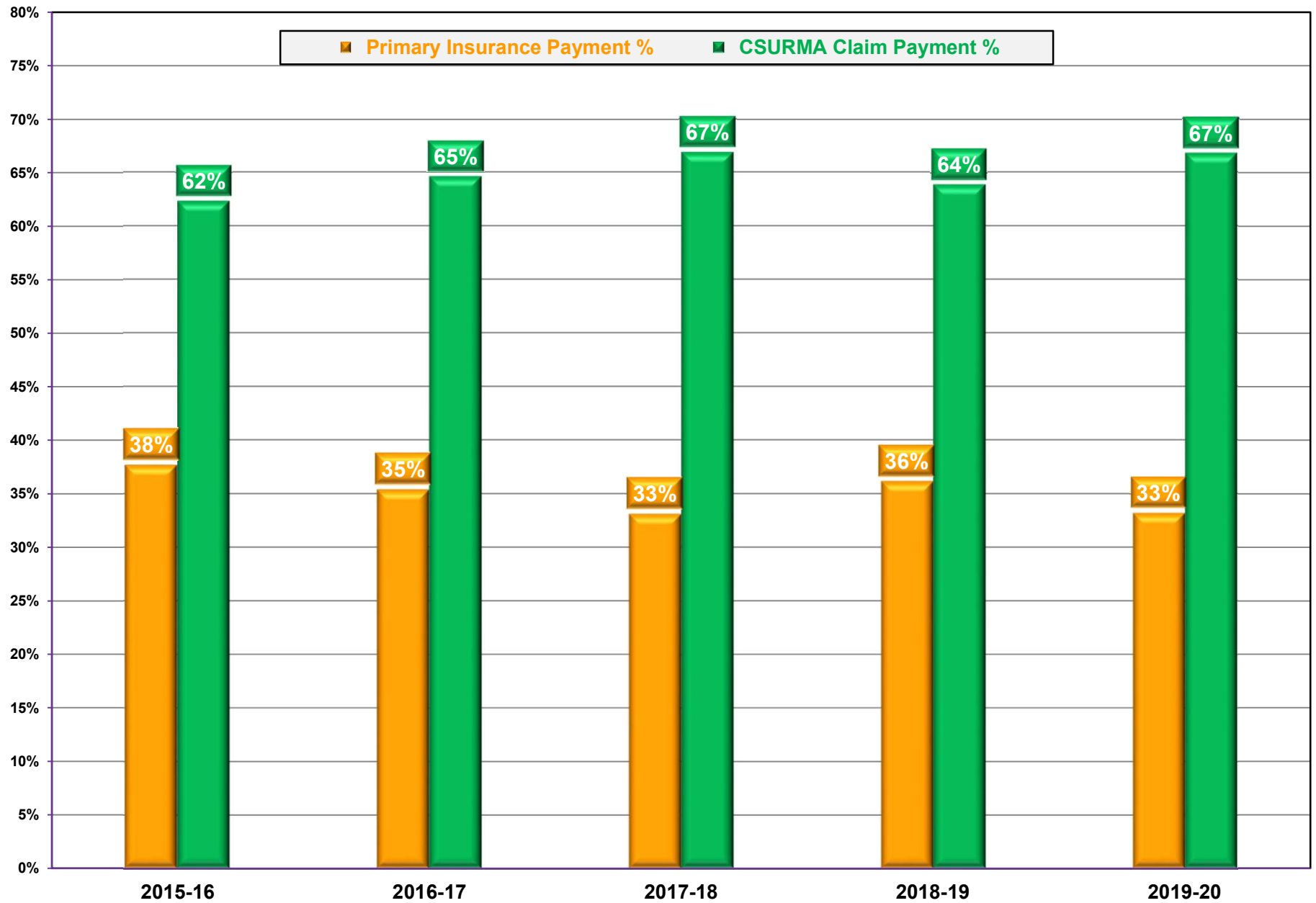


Health Special Risk, Inc. - CSURMA, HSR & Total Discounts
as of March 31, 2020



Health Special Risk, Inc. - Primary Insurance Paid % vs. CSURMA Paid %

as of March 31, 2020



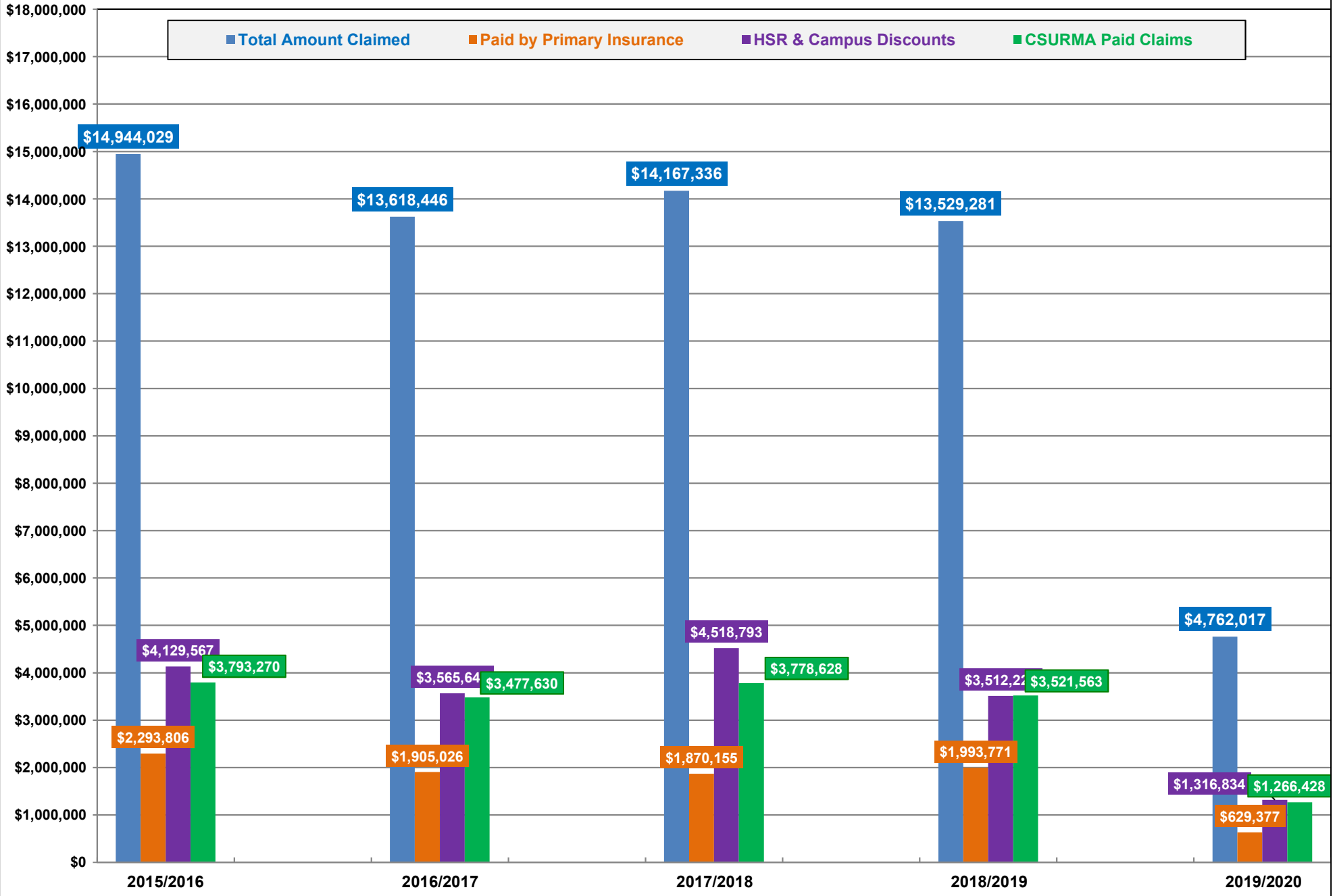
Health Special Risk, Inc. - Primary Insurance Payments & CSURMA Paid Claims

as of March 31, 2020



Health Special Risk, Inc. - CSURMA AIME

Policy Year **Amount Claimed**, **Paid by Primary Insurance**, **HSR & Campus Discounts** & **Paid by CSURMA**
as of March 31, 2020



CSURMA EXECUTIVE COMMITTEE REPORT

ISSUE: The AIME Committee will receive a report from the CSURMA Executive Committee Liaison, Lisa Kao, regarding the Executive Committee's March 5-6, 2020 and May 8, 2020 meetings.

RECOMMENDATION: This is an information item only; no action is required.

FISCAL IMPACT: None.

BACKGROUND: Lisa Kao, CSU Fresno, is the Executive Committee Liaison for AIME.

PUBLICATION: None.

ATTACHMENT(S): None.

**ACTUARIAL ORIENTATION - FISCAL YEAR 2020/21 AIME
PROGRAM DEPOSITS**

ISSUE: Staff will present an actuarial orientation at today’s meeting, per the direction of the Committee from its October 2019 meeting. The Executive Committee delegated authority to the AIME Committee to develop and approve FY 2020/21 program deposits for the AIME risk pool. The FY 2020/21 AIME program deposits were adjusted due to an error of loss information in the calculation from its October 2019 meeting. Program deposits were calculated using the actuarial report dated September 12, 2019 and the financial statements prepared by the CSURMA Accountant for fiscal year ending 2019.

RECOMMENDATION: The AIME Committee is asked to review the proposed FY 2020/21 Program Deposits. The Board of Directors will be reviewing and adopting the proposed FY 2020/21 Program Deposits at its upcoming meeting.

FISCAL IMPACT: Program Deposits determine total program contribution for FY 2020/21.

BACKGROUND: Program deposits have been calculated per the rating plan adopted by the AIME Committee. The current rating plan has been in effect since the beginning of FY 2015/16.

PUBLICATION: None.

ATTACHMENT(S):

- a. Proposed FY 2020/21 AIME Program Funding Cost Summary

CSURMA RISK POOL FY 2020/21
Athletic Injury Medical Expense Program Cost
(AIME)

<i>Campus</i>	<i>Adopted FY 19/20</i>	<i>Proposed FY 20/21</i>	<i>\$ Chg</i>	<i>% Chg</i>
Bakersfield	\$210,171	\$209,441	(\$730)	-0.3%
Chico	45,245	48,790	3,545	7.8%
Dominguez Hills	319,418	335,026	15,608	4.9%
East Bay	51,232	50,490	(742)	-1.4%
Fresno	511,876	529,814	17,938	3.5%
Fullerton	162,305	185,039	22,734	14.0%
Humboldt	66,198	47,948	(18,250)	-27.6%
Long Beach	237,326	296,979	59,653	25.1%
Los Angeles	92,666	91,380	(1,286)	-1.4%
Maritime Academy	21,404	22,246	842	3.9%
Monterey Bay	147,525	114,638	(32,887)	-22.3%
Northridge	340,292	376,982	36,690	10.8%
Pomona	49,414	59,687	10,273	20.8%
Sacramento	713,816	899,133	185,317	26.0%
San Bernardino	41,700	36,714	(4,986)	-12.0%
San Diego	531,111	486,670	(44,441)	-8.4%
San Francisco	87,435	78,752	(8,683)	-9.9%
San Jose	442,563	503,126	60,563	13.7%
San Luis Obispo	424,078	399,757	(24,321)	-5.7%
San Marcos	107,581	85,313	(22,268)	-20.7%
Sonoma	79,901	67,160	(12,741)	-15.9%
Stanislaus	77,692	40,254	(37,438)	-48.2%
Total:	\$4,760,949	\$4,965,339	\$204,390	4.3%

FY 2020/2021 OPERATING BUDGET

ISSUE: CSURMA’s next fiscal year begins on July 1, 2020. Upon the recommendation of the Executive Committee, the FY 2020/21 operating budget was adopted by the Board of Directors on May 8, 2020. The Chancellor’s Office Enterprise Accounting Services and the CSURMA Program Administrator worked together to develop the FY 2020/21 budget proposal.

AIME separately develops a budget for its coverage program. The AIME Committee is asked to review and approve its budget, making amendments as it deems appropriate. Any amendments approved by the AIME Committee today will be included the Midterm Budget Amendment for the Executive Committee’s approval.

RECOMMENDATION: The AIME Committee is asked to approve the budget for FY 2020/21 with changes as it deems appropriate.

FISCAL IMPACT: The proposed budget develops Total Revenues of \$4,965,339, Total Expenses of \$4,345,339 and Total Non-Operating Revenue of \$103,578, generating a Net Surplus of \$758,240 to be added to retained earnings.

BACKGROUND: The proposed budget is detailed in the draft document included with the agenda packet.

PUBLICATION: None.

ATTACHMENT(S):

- a. Proposed FY 2020/21 AIME Budget of Revenues and Expenses

CSURMA
Cash Flow Budget of Revenues and Expenses
Fiscal Year July 1, 2020 to June 30, 2021

OPERATING BUDGET
PROPOSED

CAMPUS ATHLETIC INJURY MEDICAL EXPENSE

(Fund 14)

	<i>Final</i> FY 19/20 <u>Budget</u>	<i>Proposed</i> FY 20/21 <u>Budget</u>	Budget <u>Change</u>	Percent <u>Change</u>
Operating Revenues				
Contributions	4,760,949	4,965,339	204,390	4.3%
Reinsurance Premiums	0	0	0	0.0%
Total Operating Revenues	<u>4,760,949</u>	<u>4,965,339</u>	<u>204,390</u>	<u>4.3%</u>
Operating Expenses				
<i>Direct Program Expenses</i>				
Claims Payments & Legal Expenses	3,793,247	3,985,760	192,513	5.1%
Deductible Recoveries	0	0	0	0.0%
Claims Administrators	200,850	206,876	6,026	3.0%
Management Information System	4,269	4,397	128	3.0%
Program Administrators	10,904	10,904	0	0.0%
Brokerage Commissions & Fees	2,738	2,738	0	0.0%
Insurance Premiums (net of brokerage)	19,980	20,579	599	3.0%
Taxes, Assessments & Fees	0	0	0	0.0%
Actuarial Services	3,501	3,479	-22	-0.6%
Claims Audit	0	0	0	0.0%
Coverage Counsel	0	0	0	0.0%
Program Legal	0	0	0	0.0%
Miscellaneous Program Services	466	452	-15	-3.2%
Workshop/Training Expenses	10,000	10,000	0	0.0%
Loss Control Expenses	0	0	0	0.0%
Appraisals	0	0	0	0.0%
Excess/Reinsurance Recoveries	0	0	0	0.0%
Program Committee	3,090	3,090	0	0.0%
Dividend Distributions	0	0	0	0.0%
Total Direct Program Expenses	<u>4,049,045</u>	<u>4,248,274</u>	<u>199,229</u>	<u>4.9%</u>

CSURMA
Cash Flow Budget of Revenues and Expenses
Fiscal Year July 1, 2020 to June 30, 2021

OPERATING BUDGET
PROPOSED

CAMPUS ATHLETIC INJURY MEDICAL EXPENSE

(Fund 14)

	<i>Final</i> FY 19/20 <u>Budget</u>	<i>Proposed</i> FY 20/21 <u>Budget</u>	<u>Budget</u> <u>Change</u>	<u>Percent</u> <u>Change</u>
General & Administrative Expenses				
Financial Audit	1,642	1,603	-39	-2.4%
Executive Committee & Board Expenses	1,497	1,461	-35	-2.4%
JPA Insurance	704	687	-17	-2.4%
Memberships, Associations & Dues	1,893	1,848	-45	-2.4%
Chancellor's Office Accounting Services	16,913	16,514	-400	-2.4%
Chancellor's Office Risk Management Service	47,600	52,516	4,916	10.3%
JPA Accreditation	0	0	0	0.0%
JPA Legal	4,710	6,500	1,790	38.0%
Miscellaneous Expenses	1,209	1,180	-29	-2.4%
Total Non-Operating Revenues	<u>76,168</u>	<u>82,310</u>	<u>6,142</u>	<u>8.1%</u>
Total Operating Expenses	<u>4,125,213</u>	<u>4,330,584</u>	<u>205,371</u>	<u>5.0%</u>
Non-Operating Revenues				
Investment Income	103,578	103,578	0	0.0%
Interest Income - Loans	0	0	0	0.0%
Miscellaneous Fee Revenue	0	0	0	0.0%
Total Non-Operating Revenues	<u>103,578</u>	<u>103,578</u>	<u>0</u>	<u>0.0%</u>
Net Surplus (Deficit)	<u>739,314</u>	<u>738,333</u>	<u>-981</u>	<u>-0.1%</u>
Beginning Retained Earnings	2,475,707	3,215,021	739,314	29.9%
Ending Retained Earnings	3,215,021	3,953,354	738,333	23.0%

AIME COMMITTEE NOMINATIONS AND ELECTIONS

ISSUE: Effective July 1, 2020, four seats are up for election to serve two-year terms. The Chair's term ended June 30, 2020. The Committee will be asked to review the Terms of Office and discuss nominations for the four seats up for election as well as discuss additional Committee members.

RECOMMENDATION: The Committee is asked to propose a slate of candidates for nominations to elect four new Committee members to serve a two-year term effective July 1, 2020 - June 30, 2022, elect a Chair for a one year term effective July 1, 2020 – July 1, 2021 and approve the appointment of Morgan Walker..

FISCAL IMPACT: None

BACKGROUND: AIME Committee members serve two-year terms. The goal of staggering the seat elections is to maintain continuity, so that AIME benefits from the expertise Committee members develop during their terms. The AIME Committee Chair serves a two-year term.

PUBLICATION: None

ATTACHMENT(S):

- a. AIME Committee Terms of Office – 2020-2021

CSURMA
AIME TERMS OF OFFICE at July 2020

Position	7/1/10 - 6/30/11	7/1/11 - 6/30/12	7/1/12 - 6/30/13	7/1/13 - 6/30/14	7/1/14 - 6/30/15	7/1/15 - 6/30/16	7/1/16 - 6/30/17	7/1/17 - 6/30/18	7/1/18 - 6/30/19	7/1/19 - 6/30/20	7/1/20 - 6/30/21
Member - Chair	Ramos (Sacramento) 01/2007	Ramos (Sacramento) 01/2007	Ramos (Sacramento) 01/2007	Ramos (Sacramento) 01/2007	Ramos (Sacramento) 01/2007	Shaw (San Jose) 01/2006	Shaw (San Jose) 01/2006	Shaw (San Jose) 01/2006	Shaw (San Jose) 01/2006	Shaw (San Jose) 01/2006	TBD
Member	Eberlein (Fresno) 6/2008	Eberlein (Fresno) 6/2008	Eberlein (Fresno) 6/2008	Eberlein (Fresno) 06/2008	Eberlein (Fresno) 06/2008	Eberlein (Fresno) 06/2008	Eberlein (Fresno) 06/2008	Eberlein (Fresno) 06/2008	Eberlein (Fresno) 06/2008	Eberlein (Fresno) 06/2008	TBD
Member	Masner (Long Beach) 11/2006	Masner (Long Beach) 11/2006	Masner (Long Beach) 11/2006	Masner (Long Beach) 11/2006	Masner (Long Beach) 11/2006	Masner (Long Beach) 11/2006	Masner (Long Beach) 11/2006	Masner (Long Beach) 11/2006	Masner (Long Beach) 11/2006	Masner (Long Beach) 11/2006	TBD
Member	Sexton (Fullerton) 10/2009	Sexton (Fullerton) 10/2009	Sexton (Fullerton) 10/2009	Steigerwald (San Diego) 01/2014	TBD	Rivera (Fullerton) 10/2015	Rivera (Fullerton) 10/2015	Rivera (Fullerton) 10/2015	Rivera (Fullerton) 10/2015	Rivera (Fullerton) 10/2015	Rivera (Fullerton) 10/2015
Member	Shaw (San Jose) 01/2006	Shaw (San Jose) 01/2006	Shaw (San Jose) 01/2006	Shaw (San Jose) 01/2006	Shaw (San Jose) 01/2006	TBD	Rudy (Sonoma) 01/2017	Rudy (Sonoma) 01/2017	Rudy (Sonoma) 01/2017	Rudy (Sonoma) 01/2017	Rudy (Sonoma) 01/2017
Member	Collen (Humboldt) 07/2007	Collen (Humboldt) 07/2007	Collen (Humboldt) 07/2007	Bridges (Los Angeles) 01/2014	Bridges (Los Angeles) 01/2014	Barker (Chico) 10/2015	Barker (Chico) 10/2015	Barker (Chico) 10/2015	Barker (Chico) 10/2015	Barker (Chico) 10/2015	Barker (Chico) 10/2015
Member	Nishimori (Bakersfield) 11/2006	Kite (Northridge) 07/2011	Kite (Northridge) 07/2013	Kite (Northridge) 07/2013	Kite (Northridge) 07/2013	Kite (Northridge) 07/2013	Kite (Northridge) 07/2013	TBD	TBD	Walker (San Bernardino) 05/2019	Walker (San Bernardino) 05/2019
Member	N/A	N/A	Malasarn (Pomona) 7/2012	Malasarn (Pomona) 7/2012	Malasarn (Pomona) 7/2012	Padilla (Sacramento) 10/15	Padilla (Sacramento) 10/2015	Padilla (Sacramento) 10/2015	Padilla (Sacramento) 10/2015	Padilla (Sacramento) 10/2015	Padilla (Sacramento) 10/2015
Member	N/A	N/A	Slover (SLO) 7/2012	Slover (SLO) 7/2012	Slover (SLO) 7/2012	Slover (SLO) 7/2012	Slover (SLO) 7/2012	Slover (SLO) 7/2012	Slover (SLO) 7/2012	Slover (SLO) 7/2012	TBD
EC Liason	Wight (Monterey Bay)	Wight (Monterey Bay)	Thorpe (Chico)	Thorpe (Chico)	Thorpe (Chico)	Van Leuven (San Bernardino)	Van Leuven (San Bernardino)	Van Leuven (San Bernardino)	Kao (Fresno)	Kao (Fresno)	Kao (Fresno)

AIME VENDOR MASTER AGREEMENTS

ISSUE: The Committee members, Scott Shaw and Brandon Padilla have been working on behalf of the Committee in obtaining a standard discount for all of the CSU schools with vendors. The goal would be to standardize discounts. By standardizing discounts, it would ease billing challenges. The Committee will be asked to review and discuss the contract with NormaTec and any future agreements, making recommendations as necessary.

RECOMMENDATION: It is recommended that the Committee discuss and make recommendations for any future agreements, and take action as necessary.

FISCAL IMPACT: None.

BACKGROUND: The Committee members, Scott Shaw and Brandon Padilla have been working on behalf of the Committee in obtaining a standard discount for all AIME members with vendors. The standard discount would be available for all AIME members to use at their discretion. The third party administrators and some AIME members have had discounts in place and the goal would be to standardize the discounts.

PUBLICATION: None.

ATTACHMENT(S): None.

CSURMA AIME MENTAL HEALTH

ISSUE: The AIME Committee has for several years discussed mental health coverage for the athlete's. NCAA Sport Science Institute (SSI) believes mental health is a part of an athlete's health and a disorder that disrupts an athlete's functioning and performance. The NCAA policy does not provide mental health benefits. The Committee will receive an update from Staff regarding mental health benefits.

RECOMMENDATION: No action is required. This item is for discussion purposes at this time.

FISCAL IMPACT: The cost of a standalone policy will be included in the CSURMA AIME operating budget, yet to be determined.

BACKGROUND: The AIME Committee for several years, has been discussing providing the student athletes with mental health benefits.

PUBLICATION: None.

ATTACHMENT(S): None.

CSURMA AIME OTHER BUSINESS

ISSUE: The AIME Committee has discussed possible athletic programs that would enhance the existing CSURMA Athletic program in addition to discussing procedures. The following are items for discussion:

1. Legislation – Athletic Trainers Licensure
2. Outstanding medical payments
3. Item recommendations for the quarterly Newsletter

RECOMMENDATION: It is recommended that the Committee discuss the proposed programs and procedures and provide direction to Staff as appropriate.

FISCAL IMPACT: None.

BACKGROUND: None.

PUBLICATION: None.

ATTACHMENT(S): None.

FY 2019-20 AND FY 2020-21 CSURMA MEETING CALENDAR

ISSUE: The Program Administrator includes a current copy of the CSURMA meeting calendar in every agenda.

RECOMMENDATION: No action is requested on this item.

FISCAL IMPACT: None.

BACKGROUND: None.

PUBLICATION: None.

ATTACHMENT(S):

- a. 2019-2020 Meeting Calendar
- b. 2020-2021 Meeting Calendar

FY 2020/21 CSURMA MEETING CALENDAR

JULY 2020				AUGUST 2020				SEPTEMBER 2020			
Date	Time	Committee	Location	Date	Time	Committee	Location	Date	Time	Committee	Location
13-14	11:00 AM	AORMA Officers Retreat	TBD	21		AOA EC	Long Beach	9	10:00 AM	AORMA New Member	TBD
								9	11:00 AM	AORMA LRP	TBD
								10	9:00 AM	AORMA	TBD
								10	4:00 PM	EC Orientation	TBD
								11	8:30 AM	EC	TBD
OCTOBER 2020				NOVEMBER 2020				DECEMBER 2020			
Date	Time	Committee	Location	Date	Time	Committee	Location	Date	Time	Committee	Location
12	10:30 AM	AIME	TBD	20		AOA EC	Long Beach	3	10:00 AM	AORMA	TBD
22	2:00 PM	BOD Orientation	Teleconference					4	8:30 AM	EC	TBD
22	10:00 AM	AORMA	CANCELED								
23	8:30 AM	EC	TBD								
23	10:30 AM	BOD	TBD								
JANUARY 2021				FEBRUARY 2021				MARCH 2021			
Date	Time	Committee	Location	Date	Time	Committee	Location	Date	Time	Committee	Location
	10:30 AM	AIME						4	2:30 PM	EC	TBD
TBD	3:30 PM	EC (AOA Conference)	TBD					5	8:30 AM	EC LRP	TBD
TBD		AOA Annual Conference	TBD								
APRIL 2021				MAY 2021				JUNE 2021			
Date	Time	Committee	Location	Date	Time	Committee	Location	Date	Time	Committee	Location
					2:00 PM	BOD Orientation	Teleconference	TBD		AOA EC	TBD
				6	1:30 PM	AORMA	TBD				
				7	8:30 AM	EC	TBD				
				7	10:30 AM	BOD	TBD				
					10:30 AM	AIME					

AORMA = Auxiliary Organizations Risk Management Alliance Committee
 AIME = Athletic Injury Medical Expense Committee
 AORMA LRP = AORMA Long Range Planning Meeting

AOA = CSU Auxiliary Organizations Association
 BOD = CSURMA Board of Directors
 EC = CSURMA Executive Committee

EC LRP = EC Long Range Planning Meeting

CSURMA AIME COMMITTEE MEMBER CONTACT LIST

ISSUE: Attached for the Committee's review is the AIME Committee contact list.

RECOMMENDATION: It is recommended that the Committee review the contact information for accuracy and report any changes or corrections to Staff.

FISCAL IMPACT: None.

BACKGROUND: An accurate and current list facilitates better communication among the Committee and with Staff.

PUBLICATION: None.

ATTACHMENT(S):

- a. AIME Committee and Staff Directory

CSURMA AIME COMMITTEE MEMBERS

As of May 2020

First Name	Last Name	Title	Organization	Street Address	Email	Phone/Cell	Term of Office Expires
Anita	Barker	Athletic Director	CSU Chico	400 West First St Chico, CA 95929-0130	abarker@csuchico.edu	Tel: 530-898-6470 Cell: 530-570-5612	07/01/19
Kelli	Eberlein	Head Athletic Trainer	CSU Fresno	1620 E Bulldog Lane Fresno, CA 93740	keberlein@csufresno.edu	Tel: 559-278-4170 Cell: 559-709-2534	07/01/19
Summer	Rivera	Assistant Athletics Dir, CFO	CSU Fullerton	800 N. State College Blvd. Fullerton, CA 92834	surivera@fullerton.edu	Tel: 657-278-2129 Cell: 714-308-1585	07/01/19
Cindy	Masner	Deputy Athletic Director/SWA Deputy Title IX Coordinator - Athletics Chair	CSU Long Beach (Vice Chair)	1250 Bellflower Blvd. Long Beach, CA 90840	cindy.masner@csulb.edu	Tel: 562-985-8146 Cell: 562-843-0080	07/01/20
Kristal	Slover	Head Athletic Trainer	CPSU, San Luis Obispo	1 Grand Ave San Luis Obispo, CA 93407	kemig@calpoly.edu	Tel: 805-756-6065 Cell: 805-801-5177	07/01/20
Brandon	Padilla	Director of Athletic Trainer	CSU Sacramento	6000 J Street Sacramento, CA 95819	bpadilla@csus.edu	Tel: 916-278-2464 Cell: 979-575-2826	07/01/20
Morgan	Walker	Assoc Athletics Dir - Admin	CSU San Bernardino	5500 University Parkway San Bernardino, CA 92407	mwalker@csusb.edu	Tel: 909-537-5020 Cell: 909-273-8532	07/01/21
Julie	Rudy	Head Athletic Trainer	Sonoma State	1801 E Cotati Rohnert Park, CA 94928	julie.rudy@sonoma.edu	Tel: 707-664-2937 Cell: 707-529-9080	07/01/20
Scott	Shaw	Director of Sports Medicine	San Jose State (Chair)	One Washington Square San Jose, CA 95192-0062	scott.shaw@sjsu.edu	Tel: 408-924-6692 Cell: 408-506-3858	07/01/19
Lisa	Kao	Director, EHS & Risk Management	CSU Fresno	2311 East Barstow, MS PO14 Fresno, CA 93740-8022	lisak@csufresno.edu	Tel: 559-278-6910 Cell: 559-281-5906	N/A

AIME Advisory Committee Staff Members
As of May 2020

Organization	First Name	Last Name	Title	Street Address	City	State	Zipcode	Phone/Fax/Email
CSU Office of the Chancellor	Robert	Eaton	Senior Director, Financing and Treasury	401 Golden Shore, 5th Floor Long Beach, CA 90802	Long Beach	CA	90802	Tel: 562-951-4572 Fax: 562-951-4859 Email: reaton@calstate.edu
CSU Office of the Chancellor	Zachary	Gifford	Director, Systemwide Risk Management	401 Golden Shore, 5th Floor Long Beach, CA 90802	Long Beach	CA	90802	Tel: 562-951-4568 Fax: 562-951-4859 Email: zgifford@calstate.edu
CSU Office of the Chancellor	Jody	Van Leuven	Assistant Director, Systemwide Risk Management	401 Golden Shore, 5th Floor Long Beach, CA 90802	Long Beach	CA	90802	Tel: 562-951-4580 Fax: 562-951-4859 Email: jvanleuven@calstate.edu
CSU Office of the Chancellor	Leona	Ching	Systemwide Risk Management	401 Golden Shore, 5th Floor Long Beach, CA 90802	Long Beach	CA	90802	Tel: 562-951-4580 Fax: 562-951-4859 Email: lching@calstate.edu
Alliant Insurance Services	Daniel	Howell	Program Director	100 Pine Street, 11th Floor San Francisco, CA 94111	San Francisco	CA	94111	Tel: 415-403-1426 Fax: 415-874-4810 Email: dhowell@alliant.com
Alliant Insurance Services	Susan	Leung	Program Director	100 Pine Street, 11th Floor San Francisco, CA 94111	San Francisco	CA	94111	Tel: 415-403-1435 Fax: 415-874-4810 Cell: 415-652-7283 Email: susan.leung@alliant.com
Alliant Insurance Services	Amy	Lightner	Program Administrator	100 Pine Street, 11th Floor San Francisco, CA 94111	San Francisco	CA	94111	Tel: 415-403-1457 Fax: 415-874-4810 Cell: 415-660-0992 Email: amy.lightner@alliant.com
Alliant Insurance Services	Stacey	Weeks	Program Administrator	100 Pine Street, 11th Floor San Francisco, CA 94111	San Francisco	CA	94111	Tel: 415-403-1448 Cell: 415-215-4055 Fax: 415-874-4810 Email: sweeks@alliant.com
Alliant Insurance Services	Van	Rin	Program Administrator	100 Pine Street, 11th Floor San Francisco, CA 94111	San Francisco	CA	94111	Tel: 415-403-1408 Fax: 415-874-4810 Email: vrin@alliant.com
Health Special Risk (HSR)	Tom	Lenihan	Claims Administrator	HSR Plaza 4100 Medical Parkway	Carrollton	TX	75007	Tel: 972-512-5700 Cell: 972-741-6507 Email: TomLenihan@hsri.com