



**CSURMA ATHLETIC INJURY MEDICAL EXPENSE COMMITTEE
MEETING AGENDA
“This is an Open Public Meeting”**

In accordance with the requirements of the Bagley-Keene Open Meeting Act, notice of this meeting must be posted in publicly accessible places, including the Internet, at least ten (10) days in advance of the meeting.

Per Government Code section 54954.2, persons requesting disability-related modifications or accommodations, including auxiliary aids or services in order to participate in the meeting, are requested to contact Alliant at (415) 403-1400 twenty-four hours in advance of the meeting. Entrance to the meeting location requires routine provision of identification to building security. However, CSURMA does not require any member of the public to register his or her name, or to provide other information, as a condition to attendance at any public meeting and will not inquire of building security concerning information so provided. See Government Code section 54953.3.

1. CSU Fresno, 1620 E Bulldog Lane, Fresno, CA 93740
2. Sonoma State, 1801 E Cotati, Rohnert Park, CA 94928

Meeting Date: October 22, 2018
Time: 10:30 AM

Primary Location: Chancellor’s Office
401 Golden Shore, Rm 612
Long Beach, CA 90802

Legend: **A** = Action
I = Information
V = Verbal

A. CALL TO ORDER

1. **Approval of the Agenda** **A** p. 1

B. PUBLIC COMMENTS

C. GENERAL ADMINISTRATION

1. **Approval of Minutes – May 14, 2018** **A** p. 2
The Committee will be asked to approve the minutes from their last meeting.
2. **AIME Financial Statements at June 30, 2018** **I** p. 11
The Committee will receive a financial report of the AIME program at June 30, 2017.
3. **AIME Loss Reports and Claim Trends – HSR** **I** p. 14
The Committee will receive a summary report of the program’s claims experience and trends.
4. **CSURMA Executive Committee Report** **I** p. 26
The Committee will receive a verbal report from the Executive Committee Liaison.
5. **AIME Actuarial Report as of June 30, 2018** **I** p. 27
The Committee will review and hear a summary of the Actuarial Report dated August 8, 2018.



California State University Risk Management Authority

6. **Fiscal Year 2019/2020 AIME Program Deposits** A p. 28
The Committee will review and is asked to approve the draft FY 2018/2019 AIME Program Deposits.

7. **Estimated Target Reserve Funding Analysis at June 30, 2018** A p. 31
The Committee will review the funding level of the AIME risk pool for adequacy of funds to meet claim obligation and other expenditures.

8. **AIME Vendor Master Agreements** A p. 33
The Committee will be asked to discuss and make recommendations as respects the AIME Vendor Agreement, as discussed at its May 02, 2016 meeting, taking action as necessary.

9. **Review of the AIME Committee Nominations and Elections** A p. 34
The Committee will be asked to discuss potential nominations for adding new Committee members as discussed at its May 2018 meeting, taking action as necessary.

10. **Review of CSURMA AIME 2019 Calendar** A p. 36
The Committee will be asked to review the proposed CSURMA meeting calendar and schedule AIME meetings for 2019.

11. **CSURMA AIME Newsletter** I p. 37
The Committee will review the AIME September 2018 newsletter.

- D. **CSURMA AIME Other Business** A p. 38
 1. Mental Health – Dignity Health Update
 2. Legislation – Athletic Trainers Certificate
 3. Domestic Athlete medical coverage – discuss options to cover athletes as a “primary” provider
 4. Proof of student athlete status
 5. Concussions

- E. **CLOSED SESSION Pursuant to Cal. Gov. Code Sec. 11126(e)(1) & 11126(f)(1) –**
Action may be taken per Government Code Section 11126(e)(1) & 11126(f)(1). The matters below may be discussed. The Committee may take action or provide direction to Staff regarding the matters.

No items are scheduled for closed session at today’s meeting.



California State University Risk Management Authority

F. INFORMATION ITEMS

1. CSURMA AIME Committee Members Roster

I p. 39

G. ADJOURNMENT

The next CSURMA AIME Committee meeting is scheduled to meet in January 2019. If you have questions regarding the agenda package, please contact Stacey Weeks at sweeks@alliant.com / (415) 403-1448.

APPROVAL OF THE AGENDA

ISSUE: The Committee will be asked to approve the agenda for today's meeting.

RECOMMENDATION: Staff recommends that the Committee approve the agenda as presented.

FISCAL IMPACT: None.

BACKGROUND: None.

PUBLICATION: None.

ATTACHMENT(S): None.

APPROVAL OF MINUTES – MAY 14, 2018

ISSUE: The Committee will be asked to review and approve the draft minutes from its May 14, 2018 meeting.

RECOMMENDATION: It is recommended that the Committee approve the minutes from its May 14, 2018 meeting, including corrections as necessary.

FISCAL IMPACT: None.

BACKGROUND: None.

PUBLICATION: None.

ATTACHMENT(S):

- a. CSURMA AIME Committee Meeting Minutes – May 14, 2018

**MINUTES OF THE CSURMA
AIME COMMITTEE MEETING
MAY 14, 2018
SACRAMENTO, CALIFORNIA**

MEMBERS PRESENT

Anita Barker, CSU Chico (Teleconference)
Kelli Eberlein, CSU Fresno (Teleconference)
Cindy Masner, CSU Long Beach
Brandon Padilla, CSU Sacramento
Summer Rivera, CSU Fullerton
Julie Rudy, Sonoma State University
Scott Shaw, San Jose State University
Kristal Slover, CPSU, San Luis Obispo (Teleconference)
Lisa Kao – CSU Fresno – EC Liaison – Effective May 2018

MEMBERS ABSENT

None

STAFF, GUESTS & CONSULTANTS

Tom Lenihan, Health Special Risks
Rob Leong, Alliant Insurance Services
Jody Van Leuven, Assistant Director, Systemwide Risk Management
Stacey Weeks, Alliant Insurance Services

A. CALL TO ORDER

The meeting was called to order at 10:33 a.m. by the Chair, Scott Shaw. Introductions were made. Introductions were made of Lisa Kao who is the Executive Committee Liaison effective May 2018. Judy Van Leuven is the Assistant Director of Systemwide Risk Management, Chancellor's Office. Both were welcomed to the Committee. Scott explained the teleconference procedure, per Bagley-Keene where roll call voting is required and introductions were made.

1. Approval of the Agenda

A motion was made to approve the agenda

MOTION: Cindy Masner **SECOND:** Kristal Slover **MOTION CARRIED**

NAME	AYES	ABSTAIN	NAYS	ABSENT
Anita Barker	X			
Kelli Eberlein	X			
Cindy Masner	X			
Brandon Padilla	X			
Summer Rivera	X			
Julie Rudy	X			
Scott Shaw	X			
Kristal Slover	X			

B. PUBLIC COMMENTS

None

C. GENERAL ADMINISTRATION

C1. Approval of Meeting Minutes – October 16, 2017

A motion was made to approve the meeting minutes of January 22, 2018 as provided in the agenda and reviewed at today’s meeting.

MOTION: Cindy Masner **SECOND:** Kristal Slover **MOTION CARRIED**

NAME	AYES	ABSTAIN	NAYS	ABSENT
Anita Barker	X			
Kelli Eberlein	X			
Cindy Masner	X			
Brandon Padilla	X			
Summer Rivera	X			
Julie Rudy	X			
Scott Shaw	X			
Kristal Slover	X			

C2. AIME Financial Statements at March 31, 2018

Rob discussed the unaudited financials at March 31, 2018, page 9-10 of the agenda. The program is funded at a 70% confidence level. In January 2018 the CSURMA Executive Committee transferred a portion of the liability funds as the AIME program showed a negative of \$400,000. These funds will be moved back to CSURMA. Fund balance \$1,790,179. The income statement provides for operating funds at \$3.4 million. The full

financial statement will be reviewed by the Executive Committee in October 2018. Rob will forward the Financial Investment report to the Committee.

C3. AIME Loss Reports and Claim Trends

Tom discussed the loss data and claims trend reports as of March 31, 2018. Tom reported on the total claim paid by policy year. Monthly claim payments remain steady and no change to the number of claims/injuries. Tom discussed the discount amounts by plan year and overall there are no significant change. Total paid at \$3.6 million. Campus discounts are continuing to grow. The Committee discuss the PPO discount administered by Aetna is the best option. The process where HSR assists the member in contacting providers to obtain discounts directly with the medical provider was discussed. By going direct to the medical provider, the member does not pay the service fee. The program continues to maintain the same and is steady.

Stacey reported on the AG CSURMA claims information requested. AG provided a link to for six years of claims history. The link was available for 48-72 hours. Staff requested additional information than what was provided in the link. The information received was abbreviated and didn't provide detailed claim information as requested (per the CSURMA/AG claim administration agreement). Staff continually requested detailed information from AG without success. Staff will provide HSR the information received from AG in an effort for HSR to track old claim information.

The Committee discussed the NCAA two year retention of claim information and the document retention requirements of the CSU. Staff and the Chancellor's Office have discussed the proposed legislative bill and determine the financial responsibility of the CSU. AIME follows the NCAA benefits and what the legislature does is unknown at this time. There will be implications and a final bill will be passed and AIME will follow. The funding (who will fund) is undetermined at this time.

C4. CSURMA Executive Committee Report

Lisa Kao reported on the Executive Committee meetings in March 2018. The following was discussed and/or approved by the Executive Committee:

- CSURMA annual survey with positive results at 96% overall
- Long range Planning goal – Club Liability Insurance Program (CLIP) to be rolled out July 1, 2018 – the program will insure student club activities on and off campus
- Long range planning goal – agreement to provide Systemwide training for Loss Control with SPD

C5. FY 2018/2019 Operating Budget

Rob reported the 2018/2019 AIME operating budget. The Executive Committee approved the AIME budget in February 2019. The direct operating and legal expenses are taken from the actuarial report. The actuarial services include an allocation expenses

DRAFT

at \$82,263 and a large part is the Chancellor’s Office accounting and Office of Risk Management expenses. The expected investment income is carried forward. Surplus of \$681,884 and projected ending at \$2,371,091 including a margin for the unexpected claim payments, funded at a 70% actuarial confidence level.

A motion was made to approve the budget as provided and discussed at today’s meeting.

MOTION: Brandon Padilla **SECOND:** Summer Rivera **MOTION CARRIED**

NAME	AYES	ABSTAIN	NAYS	ABSENT
Anita Barker				X
Kelli Eberlein	X			
Cindy Masner	X			
Brandon Padilla	X			
Summer Rivera	X			
Julie Rudy	X			
Scott Shaw	X			
Kristal Slover	X			

C6. Renewal of Travel Accident Insurance

Stacey discussed the renewal of the AIME Travel Accident insurance. The Committee discussed the AIME Travel Accident coverage and the benefits offered within the policy terms. The proposal provided for a “flat” renewal (no premium increase) with the same carrier QBE.

The Committee directed Staff to draft a description of the benefits of the AIME Travel Accident Insurance policy. The Committee discussed the use of CSU vehicles use policy orientation/training and coverage. Jody will review the policy and discuss with Zachary and follow up shortly.

A motion was made to approve the 2018/2019 AIME Travel Accident Insurance as discussed at today’s meeting.

MOTION: Cindy Masner **SECOND:** Summer Rivera **MOTION CARRIED**

NAME	AYES	ABSTAIN	NAYS	ABSENT
Anita Barker	X			
Kelli Eberlein	X			
Cindy Masner	X			
Brandon Padilla	X			
Summer Rivera	X			
Julie Rudy	X			
Scott Shaw	X			
Kristal Slover	X			

The Committee moved to Closed Session at 12:28 p.m. Agreed to re-adjourn at 1:00 p.m.

The Committee re-adjourned at 1:03 p.m.

C7. AIME Claims Audit – TIME CERTAIN 11:30 a.m.

The Committee received a report on the AIME claims audit from Gary Jennings. Rob indicated that the typos in the report will be revised by Mr. Jennings and an updated report will be forwarded to the Committee.

Two particular items were discussed from the audit – Medicare mandatory reporting and the subrogating of claims process. The Committee discussed what AIME pays and what should be reimbursed. The Committee discussed the extra contractual expenses and the procedure of how to file. The process includes reviewing on a claim by claim basis and what expenses would be reimbursed by AIME.

A motion was made to accept report from Gary Jennings.

MOTION: Brandon Padilla **SECOND:** Summer Rivera **MOTION CARRIED**

NAME	AYES	ABSTAIN	NAYS	ABSENT
Anita Barker	X			
Kelli Eberlein	X			
Cindy Masner	X			
Brandon Padilla	X			
Summer Rivera	X			
Julie Rudy	X			
Scott Shaw	X			
Kristal Slover	X			

C8. Claims Administrator Service Agreement

The Committee discussed the renewal agreement in closed session. The current CSURMA AIME / HSR agreement is effective July 2015 – July 2018. The auditor confirmed a much improved TPA with HSR. The Committee discussed claims handling has improved tremendously. Assistance requested of HSR for direct medical provider discount agreements. The Committee discussed whether or not to conduct a “Request for Proposal” (RFP) with the possibility of doing so in three years.

Discounts assist with contractual discounts and need for webinars July, August, and September. Upgrade on on-line reporting.

Scott reported that from the discussion of the closed session, the Committee approved a three year extension to the current agreement. The agreement will be reviewed annually. HSR agreed the 2018-2019 rate will remain as expiring; propose a second and third year

DRAFT

fee on an annual basis. HSR agreed to continue developing the functionality of all website buttons. Conduct webinars in August and September 2018, and will provide dates and times. Requested letter from HSR requesting update for access to the system.

A motion was made to extend a three year addendum reviewed on annual basis. First year at the current rate, and to propose a second and third year rate.

MOTION: Cindy Masner **SECOND:** Kristal Slover **MOTION CARRIED**

NAME	AYES	ABSTAIN	NAYS	ABSENT
Anita Barker	X			
Kelli Eberlein	X			
Cindy Masner	X			
Brandon Padilla	X			
Summer Rivera	X			
Julie Rudy	X			
Scott Shaw	X			
Kristal Slover	X			

C9. Review of the AIME Committee Nominations and Elections

Effective July 1, 2018 three seats are up for election to serve two-year terms. In addition the Chair’s term ended June 30, 2018. The Committee discuss nominations.

A motion was made to reappoint Julie Rudy, Brandon Padilla and Kristal Slover to the Committee for a two-year term effective 2018-2020.

MOTION: Julie Rudy **SECOND:** Summer Rivera **MOTION CARRIED**

NAME	AYES	ABSTAIN	NAYS	ABSENT
Anita Barker	X			
Kelli Eberlein	X			
Cindy Masner	X			
Brandon Padilla	X			
Summer Rivera	X			
Julie Rudy	X			
Scott Shaw	X			
Kristal Slover	X			

A motion to appoint Scott Shaw as the Chair and Cindy Masner as the Vice Chair.

MOTION: Julie Rudy **SECOND:** Summer Rivera **MOTION CARRIED**

NAME	AYES	ABSTAIN	NAYS	ABSENT
Anita Barker	X			
Kelli Eberlein	X			
Cindy Masner	X			
Brandon Padilla	X			
Summer Rivera	X			
Julie Rudy	X			
Scott Shaw	X			
Kristal Slover	X			

C10. CSURMA Newsletter

The Committee discussed future newsletter items as follows:

- Out in the Fall - Items
- AIME Student Travel Policy
- Repeat what was on the last Newsletter
- On-line webinars
- Alliant “Roadshow”
- Link on the csurma.org website
- Sports memorable coverage – FAOB – inventory/schedule of values/photos
- Post summary of NCAA policy
- Link to HSR to master agreement

C11. CSURMA AIME Meeting Calendar

The next meeting AIME Committee meeting is scheduled for October 15, 2018 at CSU Fullerton.

C12. CSURMA Vendor Master Agreements

Brandon discussed the Gameready agreement, where Gamerady will pay taxes on the agreed amount. Brandon will work with Staff in drafting an agreement. The Committee discussed potential discount provider agreements and encouraged the Committee members to discuss with colleagues and medical providers.

D. CSURMA AIME Other Business

The Committee discussed the following items:

1. Mental Health – Dignity Health Update – Scott, Cindy and Stacey discuss with Dignity to ensure a proposal is received to meet the needs of the AIME program. This could be paid through AIME.

2. AIME Committee Travel Reimbursement Procedure – reimbursed for travel for Committee meeting, airfare, hotel, etc. Leona Ching, lching@calstate.edu; 562-951-4575
3. Lineco Claims Procedure – Staff discussed the issue dealing with a subrogation clause in the Lineco policy. Many Lineco is the administrator for the Taft Hartley Unions with Blue Cross. The discussion is with respect to Lineco translating its policy to say AIME is primary and the AIME Plan is secondary coverage to the athlete’s primary coverage.
4. Legislation – Athletic Trainers Certificate – verbiage is the same – will not be a license will be a registration. Patients was a huge discussion item.
5. Domestic Athlete medical coverage – discuss options to cover athletes as a “primary” provider – Chancellor’s Office researching domestic student coverage
6. Concussions – underwriters requesting information – excess layers are nervous about concussion injuries, movement to totally exclude. Looking to replace the excess carriers so as to continue the liability coverage for the students

E. CLOSED SESSION

No items to discuss at today’s meeting.

F. INFORMATION ITEMS

F1. CSURMA AIME Committee Member Roster

Please provide revisions and updates to Stacey Weeks. Update and include Lisa Kao. Scott 408-924-6692 (office).

G. Adjournment

The meeting was adjourned at 3:09 p.m.

AIME FINANCIAL STATEMENT AT JUNE 30, 2018

ISSUE: The Financial Statements at June 30, 2018 (unaudited) is attached for information purposes.

RECOMMENDATION: No action required; this item is presented as information only.

FISCAL IMPACT: None.

BACKGROUND: Accounting records are managed by the CSU Office of the Chancellor. Periodic statements are prepared by the Accountants to express the financial status of CSURMA's coverage programs.

PUBLICATION: None.

ATTACHMENT(S):

- a. AIME Financial Statements at June 30, 2018

California State University Risk Management Authority

Balance Sheet - Campus Programs as of 6/30/2018

(Unaudited)

	Liability	Workers' Compensation	IDL/NDI/UI	Property	AIME	Auto Liability	Total Campus Programs as of 6/30/2018
Assets:							
Cash and Investments	(25,061)	120,388	26,266	19,974	11,399	(84,051)	68,915
Other long-term investments	34,042,413	61,914,183	1,514,270	5,362,360	4,001,406	0	106,834,632
Accounts receivable	407,407	1,237,783	0	18,715	0	0	1,663,905
Loan receivable	0	0	0	0	0	0	0
Reinsurance receivable	0	275,894	0	0	0	0	275,894
Prepaid insurance	15,094	83	34	999,576	2,585	0	1,017,372
Prepaid expense	42,445	1,073,428	21,055	92,701	594,913	0	1,824,542
Total assets:	34,482,298	64,621,759	1,561,625	6,493,326	4,610,303	(84,051)	111,685,260
Liabilities:							
Accounts payable	35,069	1,874,108	1,931,552	12	500,006	0	4,340,746
Unearned revenue	448,107	535,879	91,483	33,218	0	313	1,109,000
SELF assessment liability	0	6,818,219	0	0	0	0	6,818,219
Reported claims	10,781,627	23,700,413	0	0	113,688	0	34,595,728
Claims incurred but not reported	13,123,366	10,035,696	0	0	2,273,750	0	25,432,812
Total liabilities:	24,388,169	42,964,315	2,023,035	33,230	2,887,444	313	72,296,506
Fund balance	10,094,128	21,657,444	(461,410)	6,460,096	1,722,859	(84,364)	39,388,754
Total liabilities and fund balance	34,482,298	64,621,759	1,561,625	6,493,326	4,610,303	(84,051)	111,685,260

California State University Risk Management Authority
Income Statement - Campus Programs as of 6/30/2018
(Unaudited)

	Liability	Workers' Compensation	IDL/NDI/UI	Property	AIME	Auto Liability	Total Campus Programs
OPERATING REVENUES:							
Contributions	17,092,616	36,337,621	15,000,000	8,996,592	4,506,330	829,510	82,762,669
Reinsurance premiums	(1,851,016)	0	0	(5,281,583)	0	0	(7,132,599)
Total operating revenues:	15,241,600	36,337,621	15,000,000	3,715,009	4,506,330	829,510	75,630,070
OPERATING EXPENSES:							
DIRECT PROGRAM EXPENSES:							
Claims payment & legal expenses	15,681,833	15,224,595	14,290,283	2,423,172	3,391,274	0	51,011,158
Deductible recoveries	(5,466,233)	0	0	0	0	0	(5,466,233)
Claims administrators	0	3,665,872	75,133	0	205,000	0	3,946,005
Claims management information system	68,918	114,991	25,326	14,040	7,558	0	230,833
Program administrator	269,070	718,223	172,964	216,507	10,586	0	1,387,350
Brokerage commissions	354,820	208	84	558,972	2,457	0	916,540
Insurance premiums	3,261,247	31,319,146	0	1,754,976	19,328	772,833	37,127,531
Taxes, assessments & fees	235,950	0	0	0	0	0	235,950
Actuarial services	5,122	6,120	342	202	2,853	0	14,640
Claims Audit	0	0	0	0	8,589	0	8,589
Miscellaneous program services	1,861	0	0	0	0	0	1,861
Workshops/training	23,595	42,629	14,724	7,084	0	0	88,032
Loss control	384,164	14,842	0	63,421	0	0	462,428
Reinsurance/excess recovery	0	(12,862,307)	0	0	0	0	(12,862,307)
Program committee	131	282	116	69	2,863	0	3,461
Dividend distributions	3,304,943	3,722,665	0	0	0	0	7,027,608
Change in claims losses and loss adjustment expenses	443,530	(5,968,569)	0	0	58,694	0	(5,466,345)
Total direct program expenses:	18,568,952	35,998,696	14,578,970	5,038,444	3,709,202	772,833	78,667,099
GENERAL & ADMINISTRATIVE EXPENSES:							
Financial audit	5,505	12,847	5,303	2,917	1,593	0	28,164
Executive committee & board expenses	559	1,239	512	295	154	0	2,758
JPA insurance	2,419	5,654	2,329	1,283	699	0	12,384
Memberships, associations & dues	3,265	27,513	1,015	600	310	0	32,703
Chancellor's office accounting services	58,433	133,491	55,105	30,911	16,550	0	294,491
Risk management expenses	120,323	273,393	112,858	65,430	33,906	0	605,910
JPA legal	17,756	38,046	15,706	9,350	4,718	0	85,576
Miscellaneous indirect services	17,189	9,993	3,977	2,245	1,200	0	34,603
Total general & administrative expenses:	225,448	502,175	196,804	113,031	59,130	0	1,096,588
Total operating expenses:	18,794,400	36,500,871	14,775,775	5,151,476	3,768,332	772,833	79,763,687
NON-OPERATING REVENUES:							
Investment income	(104,437)	(164,015)	38,055	(6,255)	(18,869)	0	(255,522)
Total non-operating revenues:	(104,437)	(164,015)	38,055	(6,255)	(18,869)	0	(255,522)
BEGINNING RETAINED EARNINGS	14,251,365	22,169,586	(723,690)	7,902,818	503,731	(141,041)	43,962,769
NET SURPLUS/(DEFICIT)	(3,657,237)	(327,266)	262,280	(1,442,722)	719,128	56,677	(4,389,139)
ENDING RETAINED EARNINGS	10,594,128	21,842,320	(461,410)	6,460,096	1,222,859	(84,364)	39,573,630

AIME LOSS REPORTS AND CLAIM TRENDS

ISSUE: The Committee will hear a report from Health Special Risks (HSR), the Claims Administrator on loss experience and claim trends for the period beginning July 1, 2015.

RECOMMENDATION: No action is requested.

FISCAL IMPACT: Information Item only.

BACKGROUND: HSR provides third party claims administration. Effective July 1, 2015

PUBLICATION: None

ATTACHMENT(S):

- a. Monthly Claims Payment Summaries by Campus/Paid at September 30, 2018.



California State University Risk Management Authority

ATHLETIC INJURY MEDICAL EXPENSE REPORTS UPDATED for

Year #1 - 2015/16 after 39 months

Year #2 - 2016/17 after 27 months

Year #3 - 2017/18 after 15 months

Year #4 - 2018/19 after 3 months

Health Special Risk, Inc.

**AIME Loss Reports & Claim Trends
as of September 30, 2018**

Tom Lenihan, President, Health Special Risk, Inc.

HSR Plaza II, 4100 Medical Parkway, Carrollton, Texas 75007

(972) 512-5600 - www.healthspecialrisk.com

CSURMA CLAIMS PAID ANALYSIS

Year # 1: 2015/2016 Policy Year

CSU Campus	# of Injuries	# of Claims	# Injuries w Primary Insurance payments	% of Total Injuries	Total Amount Claimed	Primary Insurance Payment	CSU Campus Discount	HSR PPO Discounts	HSR Payments
CALIFORNIA MARITIME ACADEMY	34	43	28	82%	\$78,815	\$10,637	\$0	\$14,660	\$10,998
CSPU, POMONA	54	89	40	74%	\$113,434	\$27,758	\$0	\$14,365	\$25,113
CSPU, SAN LUIS OBISPO	678	1,113	526	78%	\$1,380,129	\$256,679	\$2,384	\$111,870	\$233,225
CSU, BAKERSFIELD	234	420	191	82%	\$574,100	\$98,923	\$0	\$32,229	\$111,427
CSU, CHICO	53	86	48	91%	\$465,505	\$129,018	\$0	\$2,475	\$34,156
CSU, DOMINGUEZ HILLS	110	245	59	54%	\$697,265	\$34,875	\$49,049	\$264,877	\$242,834
CSU, EAST BAY	15	20	9	60%	\$12,703	\$893	\$0	\$0	\$5,147
CSU, FRESNO	376	578	194	52%	\$2,536,292	\$200,544	\$699,756	\$325,855	\$419,427
CSU, FULLERTON	288	412	177	61%	\$486,058	\$46,177	\$19,765	\$70,886	\$172,744
CSU, LONG BEACH	427	663	236	55%	\$967,614	\$130,701	\$131,123	\$144,800	\$263,586
CSU, LOS ANGELES	39	80	11	28%	\$207,636	\$3,158	\$0	\$124,354	\$77,517
CSU, MONTEREY BAY	286	422	227	79%	\$523,117	\$115,114	\$19,200	\$62,354	\$95,807
CSU, NORTHRIDGE	238	356	127	53%	\$1,054,886	\$27,493	\$251,190	\$271,779	\$322,192
CSU, SACRAMENTO	765	1,292	509	67%	\$2,855,229	\$552,092	\$33,431	\$544,193	\$703,578
CSU, SAN BERNARDINO	55	83	27	49%	\$154,099	\$8,790	\$0	\$4,119	\$17,868
CSU, SAN MARCOS	72	124	48	67%	\$180,452	\$27,325	\$13,513	\$29,993	\$54,639
CSU, STANISLAUS	45	87	35	78%	\$390,595	\$100,315	\$0	\$8,571	\$28,491
HUMBOLDT STATE UNIVERSITY	48	66	38	79%	\$335,065	\$79,492	\$0	\$0	\$24,112
SAN DIEGO STATE UNIVERSITY	919	1,227	369	40%	\$2,145,619	\$263,623	\$204,624	\$245,916	\$422,469
SAN FRANCISCO STATE UNIVERSITY	73	104	53	73%	\$405,963	\$99,550	\$18,929	\$50,412	\$86,666
SAN JOSE STATE UNIVERSITY	503	731	370	74%	\$2,189,851	\$247,081	\$440,048	\$135,543	\$327,389
SONOMA STATE UNIVERSITY	79	140	65	82%	\$498,473	\$139,385	\$0	\$29,943	\$66,673
Totals:	5,391	8,381	3,387	63%	\$18,252,902	\$2,599,621	\$1,883,012	\$2,489,193	\$3,746,056

CSURMA CLAIMS PAID ANALYSIS

Year # 2: 2016/2017 Policy Year

CSU Campus	# of Injuries	# of Claims	# Injuries w Primary Insurance payments	% of Total Injuries	Total Amount Claimed	Primary Insurance Payment	CSU Campus Discount	HSR PPO Discounts	HSR Payments
CALIFORNIA MARITIME ACADEMY	21	37	17	81%	\$87,461	\$25,211	\$0	\$0	\$11,018
CSPU, POMONA	88	210	60	68%	\$301,602	\$22,668	\$18,235	\$65,590	\$74,095
CSPU, SAN LUIS OBISPO	707	1,162	516	73%	\$1,418,551	\$177,721	\$3,713	\$191,405	\$325,683
CSU, BAKERSFIELD	294	530	187	64%	\$983,410	\$95,169	\$134	\$243,315	\$242,144
CSU, CHICO	56	100	49	88%	\$533,247	\$83,431	\$0	\$1,690	\$25,103
CSU, DOMINGUEZ HILLS	183	313	87	48%	\$750,635	\$80,248	\$39,500	\$167,469	\$271,292
CSU, EAST BAY	49	68	32	65%	\$325,453	\$41,346	\$1,328	\$1,101	\$23,982
CSU, FRESNO	363	530	222	61%	\$2,107,500	\$310,093	\$623,147	\$195,300	\$335,468
CSU, FULLERTON	333	502	198	59%	\$676,947	\$68,171	\$7,494	\$166,776	\$176,287
CSU, LONG BEACH	450	765	310	69%	\$1,023,788	\$139,790	\$73,831	\$133,528	\$233,637
CSU, LOS ANGELES	40	102	22	55%	\$256,836	\$13,820	\$0	\$91,872	\$49,197
CSU, MONTEREY BAY	179	212	95	53%	\$229,717	\$77,999	\$4,565	\$12,668	\$51,187
CSU, NORTHRIDGE	165	299	92	56%	\$879,903	\$51,221	\$30,258	\$205,938	\$190,529
CSU, SACRAMENTO	682	1,264	335	49%	\$1,678,655	\$126,920	\$126,117	\$316,012	\$577,539
CSU, SAN BERNARDINO	80	128	51	64%	\$157,622	\$21,785	\$0	\$31,752	\$26,806
CSU, SAN MARCOS	76	134	66	87%	\$435,740	\$58,075	\$3,241	\$35,427	\$50,525
CSU, STANISLAUS	47	72	44	94%	\$220,107	\$75,579	\$0	\$2,934	\$25,896
HUMBOLDT STATE UNIVERSITY	35	53	26	74%	\$274,544	\$97,568	\$0	\$340	\$43,304
SAN DIEGO STATE UNIVERSITY	606	825	220	36%	\$1,535,467	\$100,768	\$424,197	\$115,529	\$310,912
SAN FRANCISCO STATE UNIVERSITY	55	74	41	75%	\$270,493	\$54,721	\$0	\$2,318	\$11,912
SAN JOSE STATE UNIVERSITY	381	633	271	71%	\$1,132,579	\$227,407	\$182,130	\$60,069	\$190,184
SONOMA STATE UNIVERSITY	90	136	79	88%	\$179,965	\$85,081	\$0	\$1,958	\$29,353
Totals:	4,980	8,149	3,020	61%	\$15,460,222	\$2,034,790	\$1,537,891	\$2,042,991	\$3,276,054

CSURMA CLAIMS PAID ANALYSIS

Year # 3: 2017/2018 Policy Year

CSU Campus	# of Injuries	# of Claims	# Injuries w Primary Insurance payments	% of Total Injuries	Total Amount Claimed	Primary Insurance Payment	CSU Campus Discount	HSR PPO Discounts	HSR Payments
CALIFORNIA MARITIME ACADEMY	53	68	45	85%	\$57,289	\$13,566	\$0	\$1,207	\$14,135
CSPU, POMONA	85	156	57	67%	\$83,378	\$13,641	\$0	\$11,098	\$19,381
CSPU, SAN LUIS OBISPO	433	684	262	61%	\$727,459	\$170,808	\$912	\$77,921	\$137,081
CSU, BAKERSFIELD	297	610	166	56%	\$923,697	\$78,177	\$2,574	\$328,645	\$255,221
CSU, CHICO	27	42	16	59%	\$95,593	\$11,491	\$0	\$22,743	\$21,270
CSU, DOMINGUEZ HILLS	140	275	44	31%	\$606,091	\$20,714	\$82,621	\$173,120	\$253,519
CSU, EAST BAY	41	52	18	44%	\$73,922	\$23,139	\$0	\$1,229	\$5,347
CSU, FRESNO	250	393	147	59%	\$1,069,927	\$57,334	\$570,140	\$29,643	\$228,734
CSU, FULLERTON	245	364	101	41%	\$664,673	\$58,885	\$2,777	\$216,050	\$175,144
CSU, LONG BEACH	367	529	165	45%	\$684,240	\$108,728	\$65,718	\$55,079	\$169,334
CSU, LOS ANGELES	22	44	14	64%	\$146,302	\$11,087	\$1,750	\$1,978	\$10,056
CSU, MONTEREY BAY	166	182	87	52%	\$161,912	\$51,281	\$950	\$7,845	\$34,718
CSU, NORTHRIDGE	135	254	51	38%	\$1,118,159	\$48,182	\$72,767	\$440,476	\$297,233
CSU, SACRAMENTO	580	979	308	53%	\$1,451,061	\$225,759	\$346,175	\$117,984	\$374,573
CSU, SAN BERNARDINO	47	75	16	34%	\$118,195	\$38,707	\$0	\$23,234	\$30,194
CSU, SAN MARCOS	46	64	32	70%	\$44,765	\$9,393	\$1,254	\$0	\$10,983
CSU, STANISLAUS	16	20	9	56%	\$22,804	\$4,097	\$0	\$4,116	\$4,016
HUMBOLDT STATE UNIVERSITY	10	15	8	80%	\$22,320	\$8,437	\$0	\$0	\$3,495
SAN DIEGO STATE UNIVERSITY	223	340	103	46%	\$985,453	\$79,303	\$286,939	\$50,756	\$144,408
SAN FRANCISCO STATE UNIVERSITY	35	75	29	83%	\$309,722	\$87,341	\$29,225	\$3,912	\$27,793
SAN JOSE STATE UNIVERSITY	426	733	273	64%	\$1,261,136	\$206,042	\$403,699	\$67,532	\$245,818
SONOMA STATE UNIVERSITY	42	92	32	76%	\$196,481	\$70,527	\$0	\$440	\$16,565
Totals:	3,686	6,046	1,983	54%	\$10,824,577	\$1,396,639	\$1,867,501	\$1,635,011	\$2,479,017

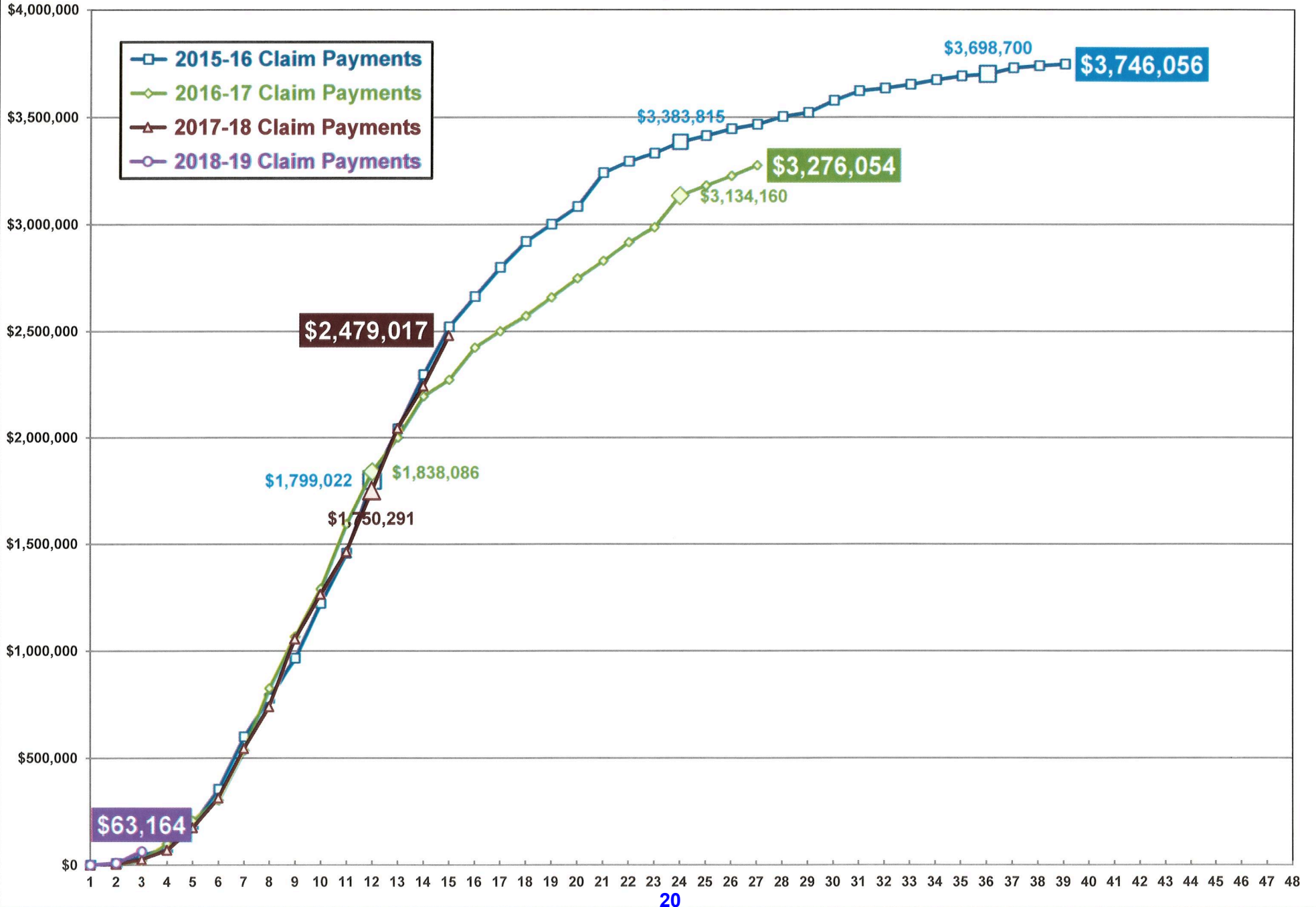
CSURMA CLAIMS PAID ANALYSIS

Year # 4: 2018/2019 Policy Year

CSU Campus	# of Injuries	# of Claims	# Injuries w Primary Insurance payments	% of Total Injuries	Total Amount Claimed	Primary Insurance Payment	CSU Campus Discount	HSR PPO Discounts	HSR Payments
CSPU, POMONA	4	7	0	0%	\$9,855	\$0	\$7,957	\$435	\$1,463
CSPU, SAN LUIS OBISPO	40	48	8	20%	\$4,891	\$1,870	\$0	\$0	\$967
CSU, BAKERSFIELD	10	10	2	20%	\$330	\$107	\$0	\$0	\$70
CSU, FRESNO	9	9	3	33%	\$5,052	\$544	\$1,657	\$0	\$1,298
CSU, FULLERTON	13	20	7	54%	\$54,487	\$4,026	\$0	\$3,721	\$5,787
CSU, LONG BEACH	7	7	3	43%	\$2,190	\$528	\$0	\$0	\$100
CSU, MONTEREY BAY	7	7	0	0%	\$0	\$0	\$0	\$0	\$0
CSU, NORTHRIDGE	1	1	1	100%	\$1,160	\$0	\$0	\$0	\$418
CSU, SACRAMENTO	61	85	2	3%	\$69,707	\$0	\$4,343	\$11,525	\$51,640
HUMBOLDT STATE UNIVERSITY	1	1	0	0%	\$0	\$0	\$0	\$0	\$0
SAN DIEGO STATE UNIVERSITY	4	4	1	25%	\$1,529	\$357	\$0	\$419	\$699
SAN JOSE STATE UNIVERSITY	5	9	1	20%	\$1,376	\$0	\$508	\$0	\$723
Totals:	162	208	28	17%	\$150,577	\$7,433	\$14,465	\$16,100	\$63,164

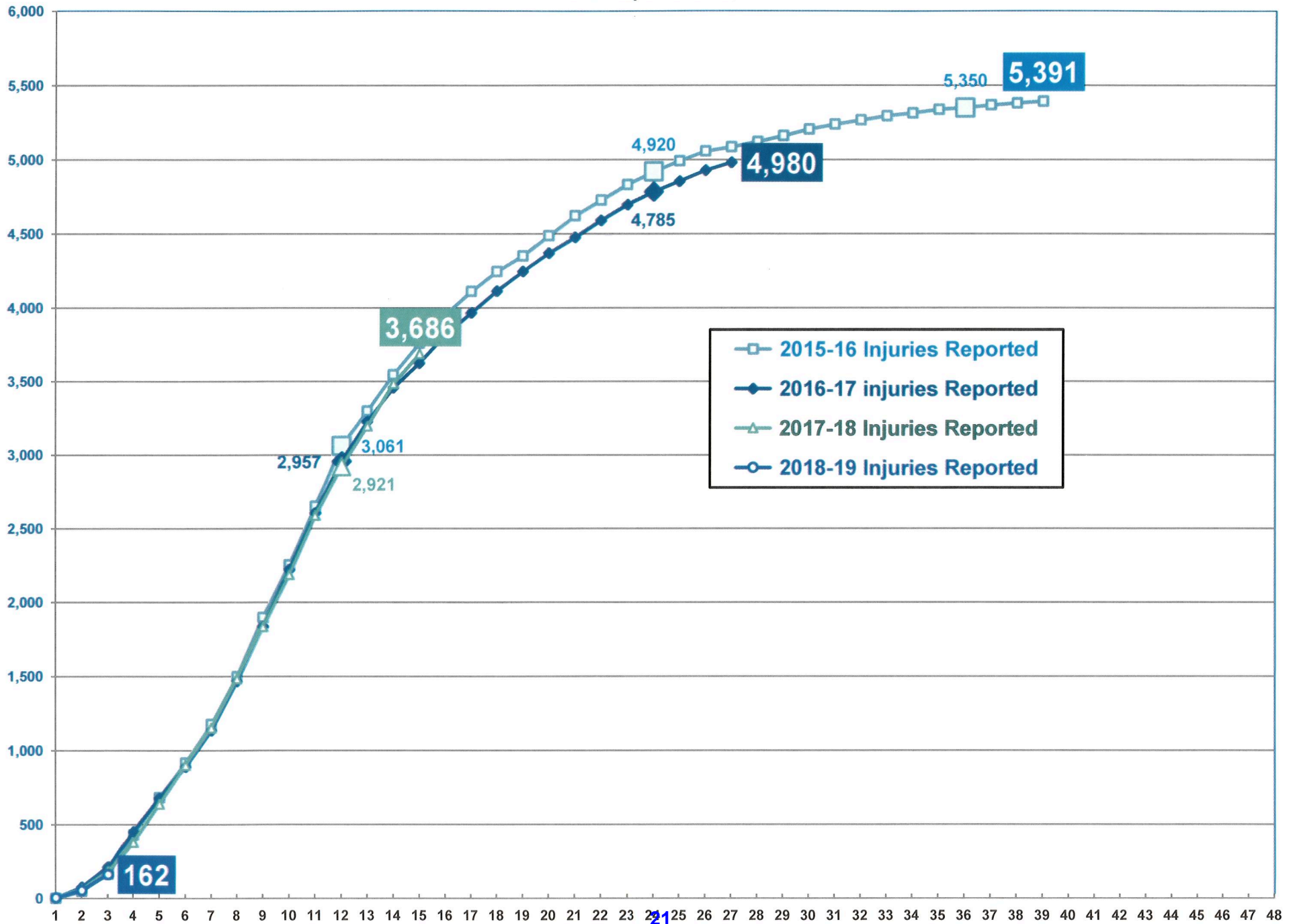
Health Special Risk, Inc. - CSURMA AIME Policy Year-to-Date HSR Claim Payments

as of September, 2018



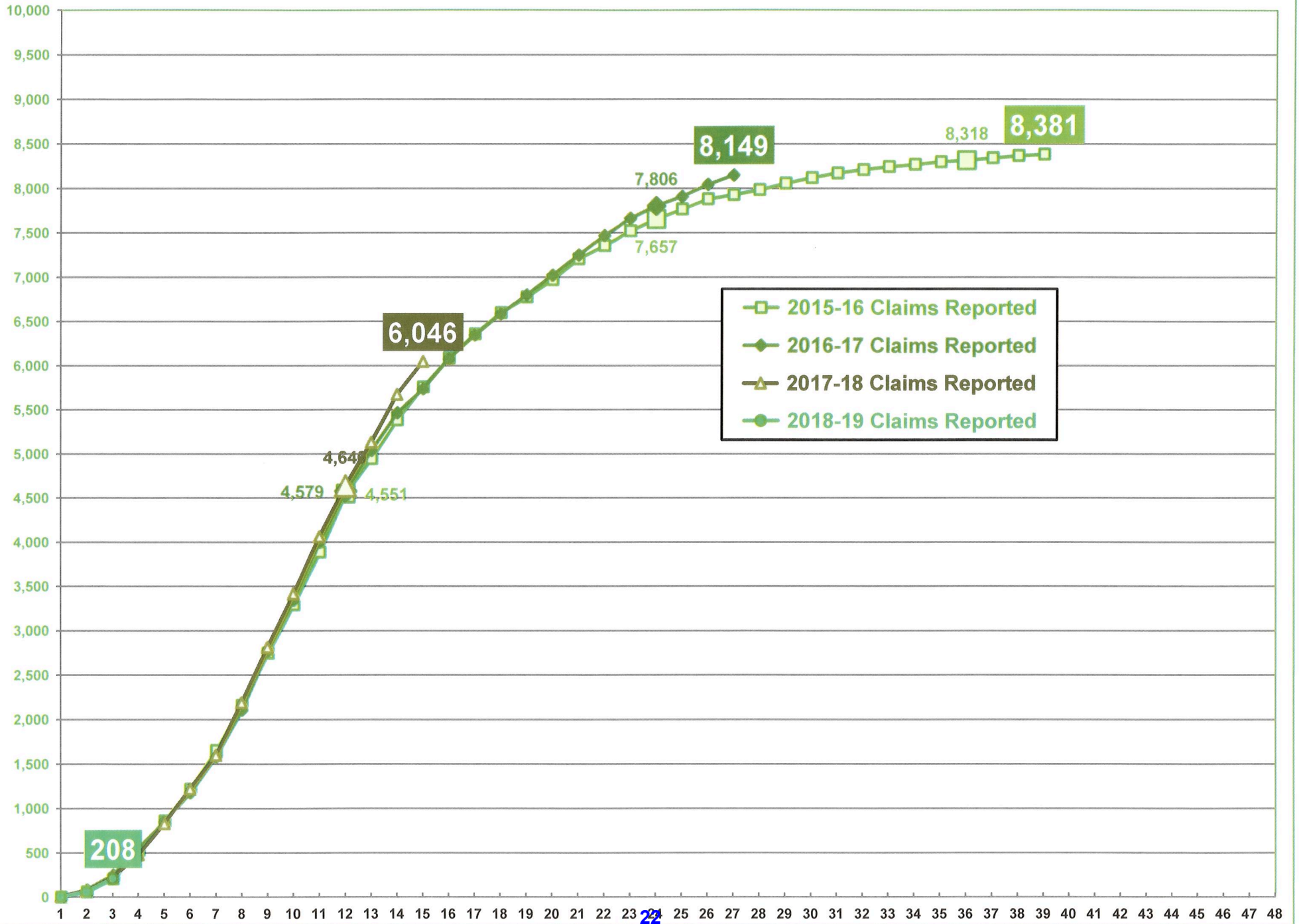
Health Special Risk, Inc. - CSURMA AIME Policy Year-to-Date Injuries Reported

as of September 30, 2018



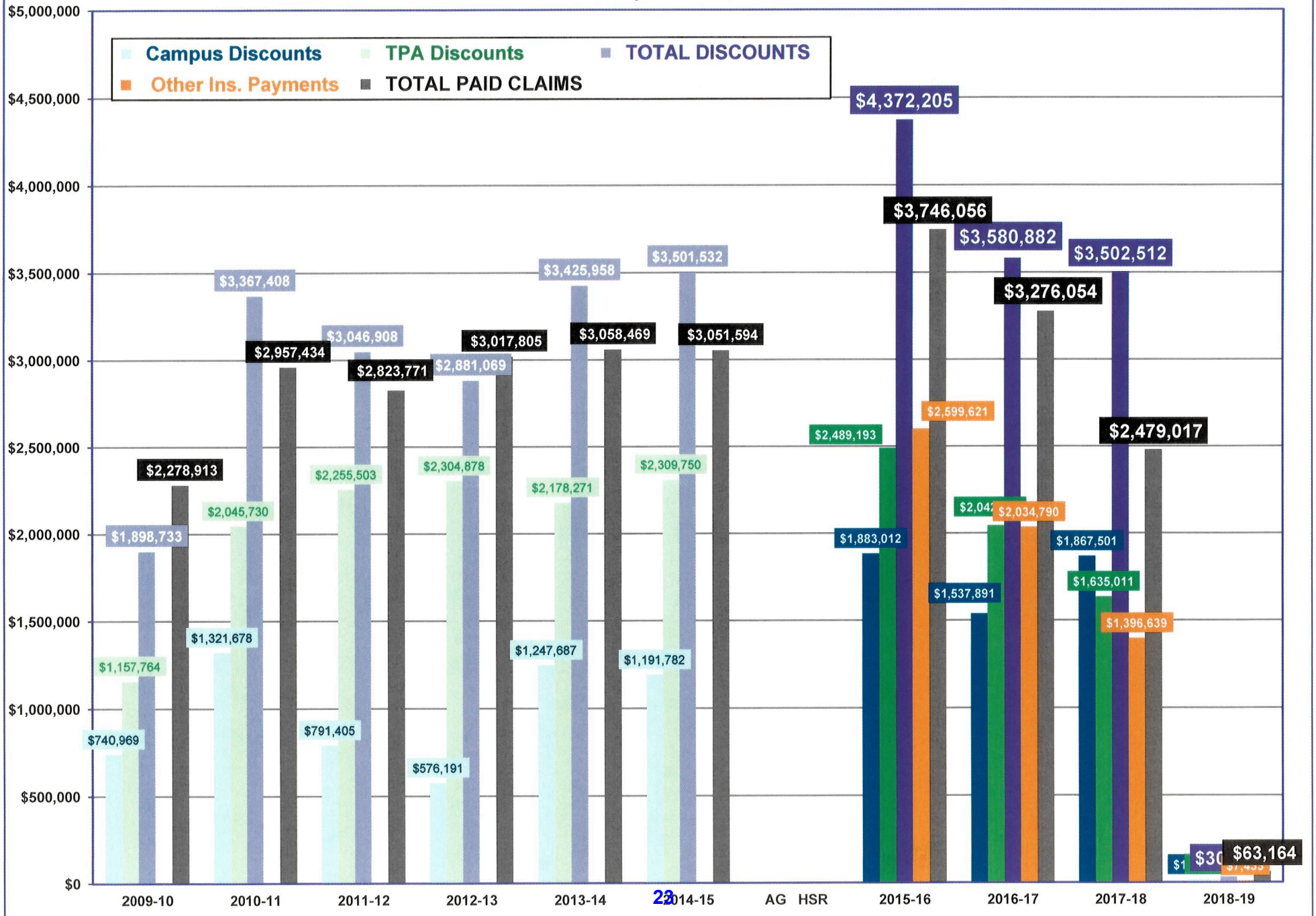
Health Special Risk, Inc. - CSURMA AIME Policy Year-to-Date Claims Received

as of September 30, 2018

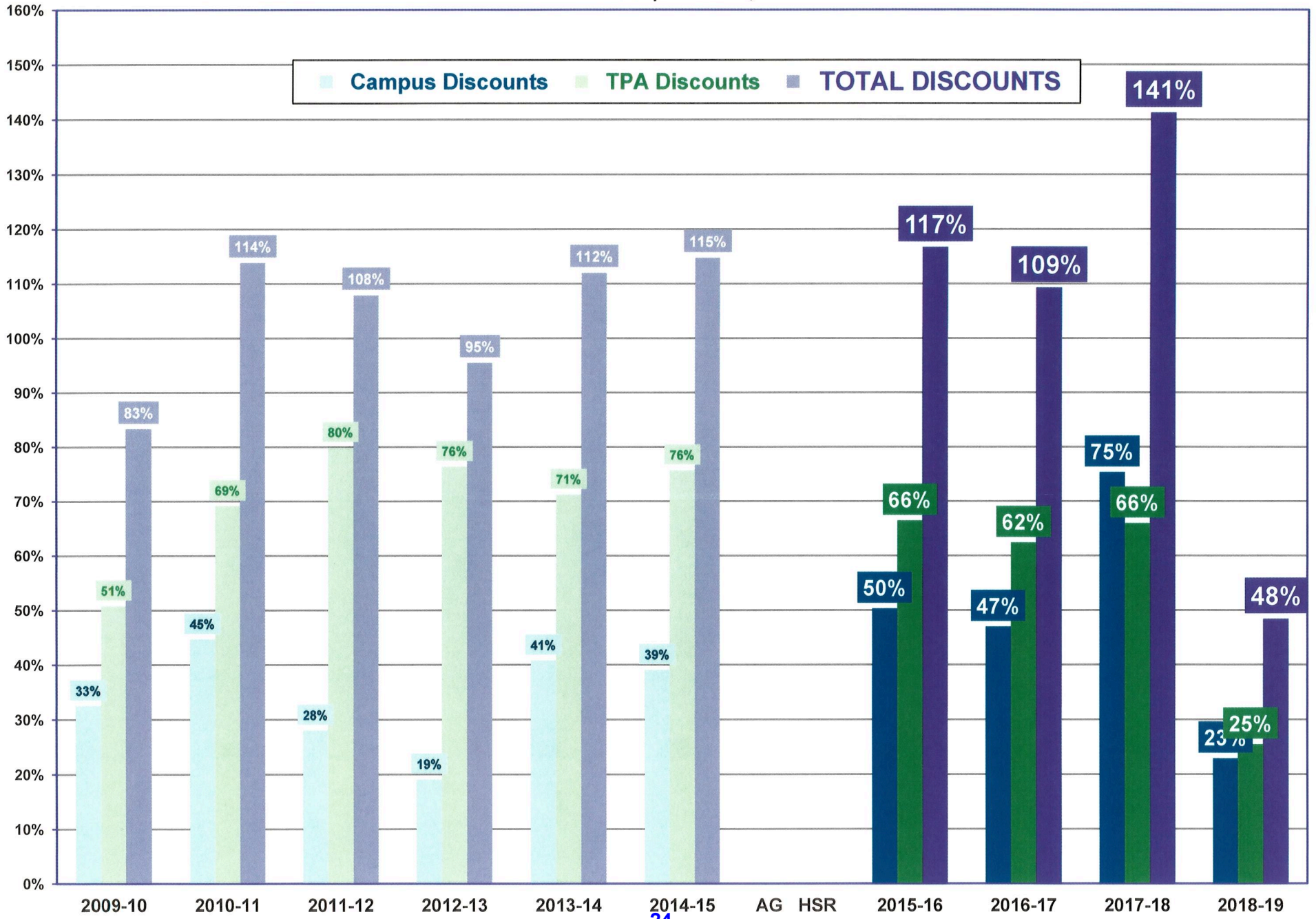


Health Special Risk - CSURMA Discounts Achieved vs. Paid Claims Amounts

as of September 30, 2018

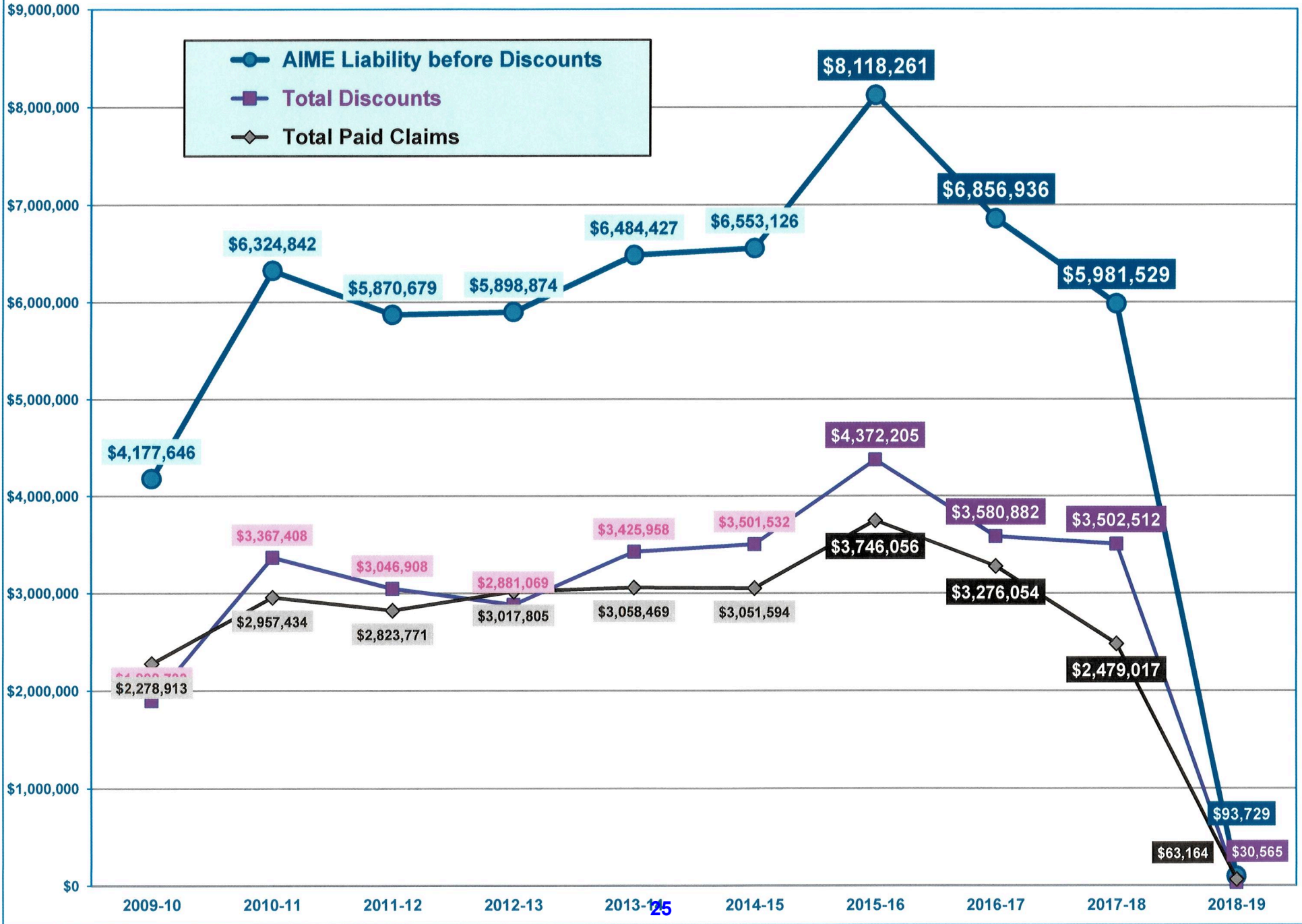


Health Special Risk, Inc. - CSURMA Discount % vs. Total Paid Claims
as of September 30, 2018



Health Special Risk, Inc. - AIME Overall Claims Liability before Discounts

as of September 30, 2018



CSURMA EXECUTIVE COMMITTEE REPORT

ISSUE: The AIME Committee will receive a report from the CSURMA Executive Committee Liaison, Lisa Kao, regarding the Executive Committee's September 2018 meeting.

RECOMMENDATION: This is an information item only; no action is required.

FISCAL IMPACT: None.

BACKGROUND: Lisa Kao, CSU Fresno, is the Executive Committee Liaison for AIME. Jody Van Leuven, Assistant Director Systemwide Risk Manager, CSU Chancellor's Office.

PUBLICATION: None.

ATTACHMENT(S): None.

AIME ACTUARIAL REPORT AS OF JUNE 30, 2018
DATED AUGUST 08, 2018

ISSUE: CSURMA retains the services of an independent actuary to perform an actuarial study each year. The actuary's findings and recommendations are used to evaluate AIME's outstanding claim liabilities as of June 30, 2018 and to develop funding recommendations for FY 2019/20.

RECOMMENDATION: Staff will highlight the actuary's findings and recommendations for FY 2019/20 funding.

FISCAL IMPACT: There is no impact on the current year's budget as FY 2018/19 funding have been set. The actuary's findings and recommendations provided in the September 10, 2018 report will be used to set gross funding for the upcoming fiscal year.

BACKGROUND: The complete actuarial report includes a discussion on the methodology used by the actuary to establish the financial projections for each program.

PUBLICATION: None.

ATTACHMENT(S):

- a. AIME actuarial report at June 30, 2018 (*the complete report dated September 10, 2018 is provided as a separate electronic attachment*).

FISCAL YEAR 2019/20 AIME PROGRAM DEPOSITS

ISSUE: The Executive Committee delegated authority to the AIME Committee to develop and approve FY 2019/20 program deposits for the AIME risk pool. The Program Administrator has calculated FY 2019/20 AIME program deposits for the Committee’s review at today’s meeting. Program deposits were calculated using the actuarial report dated September 10, 2018 and the financial statements prepared by the CSURMA Accountant for fiscal year ending 2018.

RECOMMENDATION: The AIME Committee is asked to review the FY 2019/20 Program Deposits and make a recommendation to the Board of Directors for adoption.

FISCAL IMPACT: Program Deposits determine total program contribution for FY 2019/20.

BACKGROUND: Program deposits have been calculated per the rating plan adopted by the AIME Committee. The current rating plan has been in effect since the beginning of FY 2015/16.

PUBLICATION: None.

ATTACHMENT(S):

- a. Draft FY 2019/20 AIME Program Funding Cost Summary

CSURMA

Athletic Injury Medical Expense (AIME)

2019-20

0% Actuary Based

50% Min Variance

100% Claims Based

200% Max Variance

Campus	5 Years Actual Claims	Annual Trended Claims	2019-20 Premium Proposed	2018-19 Premium Final	Subsidy	\$ Chg Premium	% Chg Premium
Bakersfield	521,139	147,923	210,171	219,827	0	-9,656	-4.6%
Chico	101,705	28,103	45,245	44,463	0	782	1.7%
Dominguez Hills	805,819	229,960	319,418	281,001	0	38,417	12.0%
East Bay	116,334	36,641	51,232	82,257	0	-31,025	-60.6%
Fresno	1,281,843	366,315	511,876	501,076	0	10,800	2.1%
Fullerton	395,667	112,473	162,305	137,733	0	24,572	15.1%
Humboldt	149,748	45,534	66,198	101,927	0	-35,729	-54.0%
Long Beach	587,645	166,871	237,326	238,746	0	-1,420	-0.6%
Los Angeles	224,912	65,047	92,666	85,525	0	7,141	7.7%
Maritime Academy	42,968	12,231	21,404	22,543	0	-1,139	-5.3%
Monterey Bay	364,114	110,876	147,525	178,416	0	-30,891	-20.9%
Northridge	850,654	241,878	340,292	293,465	0	46,827	13.8%
Pomona	114,696	30,623	49,414	62,561	0	-13,147	-26.6%
Sacramento	1,799,850	494,448	713,816	565,342	0	148,474	20.8%
San Bernardino	93,178	27,686	41,700	40,325	0	1,375	3.3%
San Diego	1,315,102	389,469	531,111	555,623	0	-24,512	-4.6%
San Francisco	211,965	62,692	87,435	96,716	0	-9,281	-10.6%
San Jose	1,105,876	324,710	442,563	430,645	0	11,918	2.7%
San Luis Obispo	1,056,142	311,356	424,078	457,875	0	-33,797	-8.0%
San Marcos	259,088	79,583	107,581	106,900	0	681	0.6%
Sonoma	190,783	57,470	79,901	74,418	0	5,483	6.9%
Stanislaus	185,243	59,497	77,692	83,163	0	-5,471	-7.0%
TOTAL	11,774,469	3,401,384	4,760,949	4,660,547	0	100,402	2.1%

1. Paid claims at 6/30/18 per HSR
2. Trended at 10% annual cost inflation

1. Actuary Report, dated 9/10/18
2. Five Years Loss History as of 6/30/18
3. 70% Actuarial Confidence
4. Projected claims discounted to present value 2%
5. Minimum **50%**
6. Maximum **200%**
7. 100% claims based
8. Fall/Spring Football combined
9. Excess Ins allocated per actuary's projected losses
10. Adm & Gen Exp allocated per # participants

CSURMA

Athletic Injury Medical Expense (AIME)

2019-20

0% Actuary Based

50% Min Variance

100% Claims Based

200% Max Variance

Campus	5 Years Actual Claims	Annual Trended Claims	2019-20 Premium Proposed	2018-19 Premium Final	Subsidy	\$ Chg Premium	% Chg Premium
Bakersfield	521,139	147,923	210,171	219,827	0	-9,656	-4.6%
Chico	101,705	28,103	45,245	44,463	0	782	1.7%
Dominguez Hills	805,819	229,960	319,418	281,001	0	38,417	12.0%
East Bay	116,334	36,641	51,232	82,257	0	-31,025	-60.6%
Fresno	1,281,843	366,315	511,876	501,076	0	10,800	2.1%
Fullerton	395,667	112,473	162,305	137,733	0	24,572	15.1%
Humboldt	149,748	45,534	66,198	101,927	0	-35,729	-54.0%
Long Beach	587,645	166,871	237,326	238,746	0	-1,420	-0.6%
Los Angeles	224,912	65,047	92,666	85,525	0	7,141	7.7%
Maritime Academy	42,968	12,231	21,404	22,543	0	-1,139	-5.3%
Monterey Bay	364,114	110,876	147,525	178,416	0	-30,891	-20.9%
Northridge	850,654	241,878	340,292	293,465	0	46,827	13.8%
Pomona	114,696	30,623	49,414	62,561	0	-13,147	-26.6%
Sacramento	1,799,850	494,448	713,816	565,342	0	148,474	20.8%
San Bernardino	93,178	27,686	41,700	40,325	0	1,375	3.3%
San Diego	1,315,102	389,469	531,111	555,623	0	-24,512	-4.6%
San Francisco	211,965	62,692	87,435	96,716	0	-9,281	-10.6%
San Jose	1,105,876	324,710	442,563	430,645	0	11,918	2.7%
San Luis Obispo	1,056,142	311,356	424,078	457,875	0	-33,797	-8.0%
San Marcos	259,088	79,583	107,581	106,900	0	681	0.6%
Sonoma	190,783	57,470	79,901	74,418	0	5,483	6.9%
Stanislaus	185,243	59,497	77,692	83,163	0	-5,471	-7.0%
TOTAL	11,774,469	3,401,384	4,760,949	4,660,547	0	100,402	2.1%

1. Paid claims at 6/30/18 per HSR
2. Trended at 10% annual cost inflation

1. Actuary Report, dated 9/10/18
2. Five Years Loss History as of 6/30/18
3. 70% Actuarial Confidence
4. Projected claims discounted to present value 2%
5. Minimum **50%**
6. Maximum **200%**
7. 100% claims based
8. Fall/Spring Football combined
9. Excess Ins allocated per actuary's projected losses
10. Adm & Gen Exp allocated per # participants

ESTIMATED TARGET RESERVE FUNDING ANALYSIS
AT JUNE 30, 2018

ISSUE: The AIME Committee adopted Target Reserve Funding goals to assure the long-term financial strength of the AIME risk pool which includes an element of self-insurance. Target Reserve Funding aids the Committee in its review of funding goals, assess possible impacts on future rates, and determine whether a dividend may be payable from reserve funds or if an assessment to fund deficits may be necessary. Staff has calculated the Target Reserve Funding position as of June 30, 2018 for the Committee’s review at today’s meeting.

RECOMMENDATION: The Committee is asked to review and discuss the Target Reserve Funding calculation, taking action as necessary.

FISCAL IMPACT: None.

BACKGROUND: To assure the long term financial strength of the Campus Risk Pool Programs, and in recognition of the high degree of uncertainty in actuarial estimates due to the possibility of occasional catastrophic claims, or inconsistent or inaccurate case reserving, a Target Reserve Funding Goal was established to guide the AIME Committee in making annual funding decisions for the program.

Under the authority delegated by the Executive Committee, the AIME Committee may declare dividends or assessments in accordance with CSURMA’s policies and procedures.

PUBLICATION: None.

ATTACHMENT(S):

- a. Target Reserve Funding Analysis at June 30, 2018

Athletic Injury Medical Expense Coverage Fund

Target Surplus Funding Analysis at \$90,000 SIR

as of 6/30/18 (unaudited)

Gross Premium (FY 18/19):	\$4,660,547
Maximum Retention:	\$90,000 <i>each Occurrence</i>
Est. Outstanding Liabilities @ 6/30/18	\$2,328,744 <i>Expected, ULAE, Undiscounted</i>
Est. Outstanding Liabilities @ 6/30/18	\$2,506,810 <i>at 70% Confidence</i>
Est. Fund Balance @ 6/30/18	\$3,512,799 <i>includes \$500,000 interfund transfer from Liability Fund.</i>
Est. Funded Loss & ULAE @ 6/30/18	\$2,506,810 <i>at 70% Confidence</i>
Est. Funding above 70% Conf Level:	\$1,005,989

Ratio	Target	Indicated Minimum Surplus	Projected Ratio
Premium to Surplus	< 6:1	\$776,758	1.33
Surplus to Retention	> 5:1	\$450,000	39.03
O/S Reserve to Surplus	≤ 5:1	\$465,749	0.66

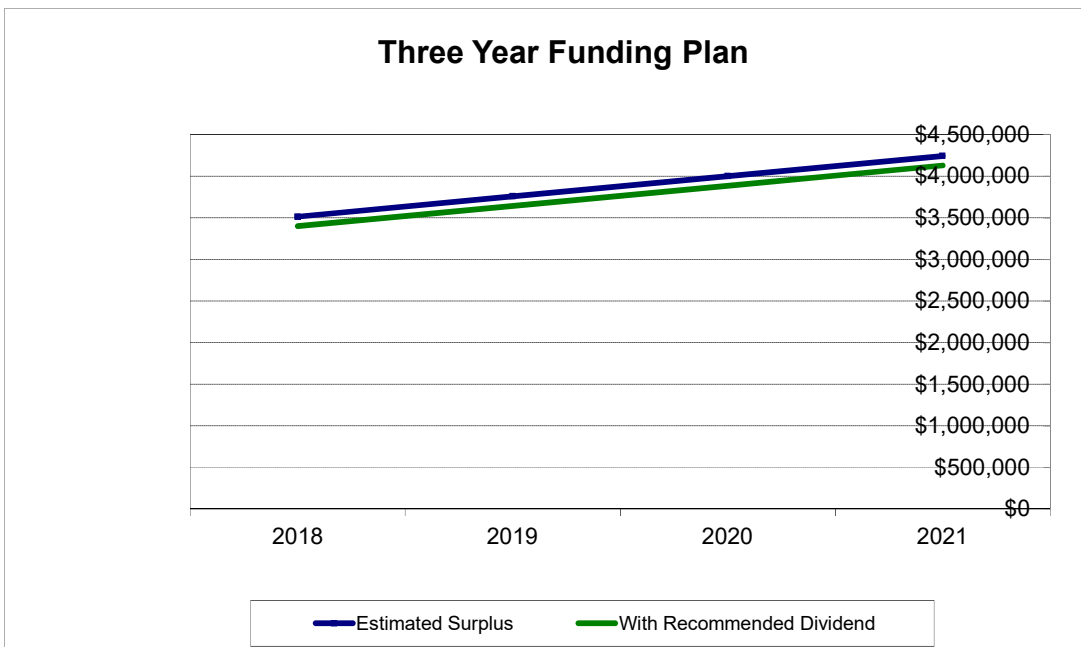
Maximum Dividend Available:	\$229,231
Recommended Dividend 50%:	\$114,615 <i>Return to Liability Fund; remaining balance is \$385,385.</i>

2018/19 Pool Funding

Confidence Levels	Factor	Pool Premium	Surplus
Expected Losses & ULAE Liability	1.000	\$4,055,700	-
at 70% Actuarial Confidence	1.060	\$4,299,042	\$243,342

Three Year Funding Plan

	Amount Added to Reserves	Estimated Reserve Balance	Est Reserve Balance Net of Rec'd Dividend
Estimated Balance at 6/30/18	N/A	\$3,512,799	\$3,398,184
2018/19 - Collection @ 70% CL	\$243,342	\$3,756,141	\$3,641,526
2019/20 - Collection @ 70% CL	\$243,342	\$3,999,483	\$3,884,868
2020/21 - Collection @ 70% CL	\$243,342	\$4,242,825	\$4,128,210



AIME VENDOR MASTER AGREEMENTS

ISSUE: The Committee Chair, Scott Shaw has been working on behalf of the Committee in obtaining a standard discount for all of the CSU schools with vendors. The goal would be to standardize discounts. By standardizing discounts, it would ease billing challenges. The Committee will be asked to discuss and make recommendations to potentially obtain standard discounts for all of the CSU schools with vendors.

RECOMMENDATION: It is recommended that the Committee discuss and make recommendations for future agreements, and take action as necessary.

FISCAL IMPACT: None.

BACKGROUND: The Committee Chair, Scott Shaw has been working on behalf of the Committee in obtaining a standard discount for all AIME members with vendors. The standard discount would be available for all AIME members to use at their discretion. The third party administrators and some AIME members have had discounts in place and the goal would be to standardize the discounts.

PUBLICATION: None.

ATTACHMENT(S): None.

**REVIEW OF THE AIME COMMITTEE
NOMINATIONS AND ELECTIONS**

ISSUE: Effective July 1, 2018, four seats were up for election to serve two-year terms. The Chair's term ended June 30, 2018. The Committee will be asked to discuss at its October 22, 2018 meeting adding additional Committee members. The Committee will be asked to review the Terms of Office and discuss nominations for additional Committee members.

RECOMMENDATION: The Committee is asked to discuss nominations for additional Committee members.

FISCAL IMPACT: None

BACKGROUND: AIME Committee members serve two-year terms. The goal of staggering the seat elections is to maintain continuity, so that AIME benefits from the expertise Committee members develop during their terms. The AIME Committee Chair serves a two-year term.

PUBLICATION: None

ATTACHMENT(S):

- a. AIME Committee Terms of Office

CSURMA

AIME TERMS OF OFFICE at July 2018

Position	7/1/09 - 6/30/10	7/1/10 - 6/30/11	7/1/11 - 6/30/12	7/1/12 - 6/30/13	7/1/13 - 6/30/14	7/1/14 - 6/30/15	7/1/15 - 6/30/16	7/1/16 - 6/30/17	7/1/17 - 6/30/18	7/1/18 - 6/30/19	
Member - Chair	Ramos (Sacramento) 01/2007	Ramos (Sacramento) 01/2007	Ramos (Sacramento) 01/2007	Ramos (Sacramento) 01/2007	Ramos (Sacramento) 01/2007	Ramos (Sacramento) 01/2007	Ramos (Sacramento) 01/2007	Shaw (San Jose) 01/2006	Shaw (San Jose) 01/2006	Shaw (San Jose) 01/2006	Shaw (San Jose) 01/2006
Member	Kelli Eberlein (Fresno) 6/2008	Eberlein (Fresno) 6/2008	Eberlein (Fresno) 6/2008	Eberlein (Fresno) 6/2008	Eberlein (Fresno) 06/2008	Eberlein (Fresno) 06/2008	Eberlein (Fresno) 06/2008	Eberlein (Fresno) 06/2008	Eberlein (Fresno) 06/2008	Eberlein (Fresno) 06/2008	Eberlein (Fresno) 06/2008
Member	Masner (Long Beach) 11/2006	Masner (Long Beach) 11/2006	Masner (Long Beach) 11/2006	Masner (Long Beach) 11/2006	Masner (Long Beach) 11/2006	Masner (Long Beach) 11/2006	Masner (Long Beach) 11/2006	Masner (Long Beach) 11/2006	Masner (Long Beach) 11/2006	Masner (Long Beach) 11/2006	Masner (Long Beach) 11/2006
Member	Sexton (Fullerton) 10/2009	Sexton (Fullerton) 10/2009	Sexton (Fullerton) 10/2009	Sexton (Fullerton) 10/2009	Steigerwald (San Diego) 01/2014	TBD	Rivera (Fullerton) 10/2015	Rivera (Fullerton) 10/2015	Rivera (Fullerton) 10/2015	Rivera (Fullerton) 10/2015	Rivera (Fullerton) 10/2015
Member	Shaw (San Jose) 01/2006	Shaw (San Jose) 01/2006	Shaw (San Jose) 01/2006	Shaw (San Jose) 01/2006	Shaw (San Jose) 01/2006	Shaw (San Jose) 01/2006	TBD	Rudy (Sonoma) 01/2017	Rudy (Sonoma) 01/2017	Rudy (Sonoma) 01/2017	Rudy (Sonoma) 01/2017
Member	Collen (Humboldt) 07/2007	Collen (Humboldt) 07/2007	Collen (Humboldt) 07/2007	Collen (Humboldt) 07/2007	Bridges (Los Angeles) 01/2014	Bridges (Los Angeles) 01/2014	Barker (Chico) 10/2015	Barker (Chico) 10/2015	Barker (Chico) 10/2015	Barker (Chico) 10/2015	Barker (Chico) 10/2015
Member	Nishimori (Bakersfield) 11/2006	Nishimori (Bakersfield) 11/2006	Kite (Northridge) 07/2011	Kite (Northridge) 07/2013	Kite (Northridge) 07/2013	Kite (Northridge) 07/2013	Kite (Northridge) 07/2013	Kite (Northridge) 07/2013	TBD	TBD	
Member	N/A	N/A	N/A	Malasarn (Pomona) 7/2012	Malasarn (Pomona) 7/2012	Malasarn (Pomona) 7/2012	Padilla (Sacramento) 10/15	Padilla (Sacramento) 10/2015	Padilla (Sacramento) 10/2015	Padilla (Sacramento) 10/2015	Padilla (Sacramento) 10/2015
Member	N/A	N/A	N/A	Slover (SLO) 7/2012	Slover (SLO) 7/2012	Slover (SLO) 7/2012	Slover (SLO) 7/2012	Slover (SLO) 7/2012	Slover (SLO) 7/2012	Slover (SLO) 7/2012	Slover (SLO) 7/2012
EC Liason	Wight (Monterey Bay)	Wight (Monterey Bay)	Wight (Monterey Bay)	Thorpe (Chico)	Thorpe (Chico)	Thorpe (Chico)	Van Leuven (San Bernardino)	Van Leuven (San Bernardino)	Van Leuven (San Bernardino)	Kao (Fresno)	

REVIEW OF CSURMA AIME 2019 CALENDAR

ISSUE: Proposed meetings of the AIME Committee have been scheduled for the calendar year 2019. The Committee will be asked to set meeting dates and adopt a schedule for 2019 AIME meetings.

Description	Month	Day	Time	Location
AIME Committee	January	14	10:30 a.m.	TBD
AIME Committee	May	06	10:30 a.m.	TBD
AIME Committee	October	14	10:30 a.m.	TBD

RECOMMENDATION: It is recommended that the Committee discuss the scheduling of its 2019 meetings and provide direction to Staff as appropriate.

FISCAL IMPACT: None.

BACKGROUND: None.

PUBLICATION: The approved calendar will be posted on the CSURMA website and will be included in all of the agenda packets.

ATTACHMENT: None.

**CSURMA ATHLETIC INJURY MEDICAL EXPENSE (AIME)
NEWSLETTER**

ISSUE: The CSURMA Athletic Injury Medical Expense (AIME) Committee has developed a Newsletter in an effort to communicate the AIME program policy and procedures and athletic news with the AIME members. The Committee will be asked to discuss and recommend items for its next issue of the AIME Newsletter.

RECOMMENDATION: This is an information item only; no action is required.

FISCAL IMPACT: None.

BACKGROUND: The CSURMA AIME Committee at its January 2017 meeting approved the development of the AIME Newsletter. The purpose of the Newsletter is to communicate the best policy and procedures, provide athletic news, reports and events to the CSURMA AIME members.

PUBLICATION: None.

ATTACHMENT(S): None.

CSURMA AIME OTHER BUSINESS

ISSUE: The AIME Committee has discussed possible athletic programs that would enhance the existing CSURMA Athletic program in addition to discussing procedures. The following are items for discussion:

1. Mental Health – Dignity Health Update
2. Legislation – Athletic Trainers Certificate
3. Domestic Athlete medical coverage – discuss options to cover athletes as a “primary” provider
4. Proof of student athlete status
5. Concussions

RECOMMENDATION: It is recommended that the Committee discuss the proposed programs and procedures and provide direction to Staff as appropriate.

FISCAL IMPACT: None.

BACKGROUND: None.

PUBLICATION: None.

ATTACHMENT(S): None.

CSURMA AIME COMMITTEE MEMBERS ROSTER

ISSUE: Attached for the Committee's review is the CSURMA AIME Committee Membership Roster Contact List.

RECOMMENDATION: It is recommended that the Committee Members review the contact information for accuracy and report any changes or corrections to Staff.

FISCAL IMPACT: None.

BACKGROUND: An accurate and current list facilitates better communication among the Committee and with Staff.

PUBLICATION: None.

ATTACHMENT(S):

- a. AIME Committee and Staff Directory

CSURMA AIME COMMITTEE MEMBERS
As of OCTOBER 2018

First Name	Last Name	Title	Organization	Street Address	Email	Phone/Cell	Term of Office Expires
Anita	Barker	Athletic Director	CSU Chico	400 West First St Chico, CA 95929-0130	abarker@csuchico.edu	Tel: 530-898-6470 Cell: 530-570-5612	07/01/19
Kelli	Eberlein	Head Athletic Trainer	CSU Fresno	1620 E Bulldog Lane Fresno, CA 93740	keberlein@csufresno.edu	Tel: 559-278-4170 Cell: 559-709-2534	07/01/19
Cindy	Masner	Deputy Athletic Director/SWA Deputy Title IX Coordinator - Athletics	CSU Long Beach (Vice Chair)	1250 Bellflower Blvd. Long Beach, CA 90840	cindy.masner@csulb.edu	Tel: 562-985-8146 Cell: 562-843-0080	07/01/18
Summer	Rivera	Assistant Athletics Dir, CFO	CSU Fullerton	800 N. State College Blvd. Fullerton, CA 92834	surivera@fullerton.edu	Tel: 657-278-2129 Cell: 714-308-1585	07/01/19
Brandon	Padilla	Director of Athletic Trainer	CSU Sacramento	6000 J Street Sacramento, CA 95819	bpadilla@csus.edu	Tel: 916-278-2464 Cell: 979-575-2826	07/01/18
Julie	Rudy	Head Athletic Trainer	Sonoma State	1801 E Cotati Rohnert Park, CA 94928	julie.rudy@sonoma.edu	Tel: 707-664-2937 Cell: 707-529-9080	07/01/18
Scott	Shaw	Director of Sports Medicine	San Jose State (Chair)	One Washington Square San Jose, CA 95192-0062	scott.shaw@sjsu.edu	Tel: 408-924-6692 Cell: 408-506-3858	07/01/19
Kristal	Slover	Head Athletic Trainer	CPSU, San Luis Obispo	1 Grand Ave San Luis Obispo, CA 93407	kemig@calpoly.edu	Tel: 805-756-6065 Cell: 805-801-5177	07/01/18
Lisa	Kao	Director, EHS & Risk Management	CSU Fresno	2311 East Barstow, MS PO14 Fresno, CA 93740-8022	lisak@csufresno.edu	Tel: 559-278-6910 Cell:	N/A
Ashlie	Kite	Sr. Associate AD/SWA	CSU Long Beach (Alternate)	1250 Bellflower Blvd. Long Beach, CA 90840	ashlie.kite@csulb.edu	Tel: 559-985-8527 Cell: 540-908-9088	N/A

AIME Advisory Committee Staff Members
As of **OCTOBER 2018**

Organization	First Name	Last Name	Title	Street Address	City	State	Zipcode	Phone/Fax/Email
CSU Office of the Chancellor	Robert	Eaton	Senior Director, Financing and Treasury	401 Golden Shore, 5th Floor Long Beach, CA 90802	Long Beach	CA	90802	Tel: 562-951-4572 Fax: 562-951-4859 Email: reaton@calstate.edu
CSU Office of the Chancellor	Zachary	Gifford	Director, Systemwide Risk Management	401 Golden Shore, 5th Floor Long Beach, CA 90802	Long Beach	CA	90802	Tel: 562-951-4568 Fax: 562-951-4859 Email: zgifford@calstate.edu
CSU Office of the Chancellor	Jody	Van Leuven	Assistant Director, Systemwide Risk Management	401 Golden Shore, 5th Floor Long Beach, CA 90802	Long Beach	CA	90802	Tel: 562-951-4580 Fax: 562-951-4859 Email: jvanleuven@calstate.edu
CSU Office of the Chancellor	Leona	Ching	Systemwide Risk Management	401 Golden Shore, 5th Floor Long Beach, CA 90802	Long Beach	CA	90802	Tel: 562-951-4580 Fax: 562-951-4859 Email: lching@calstate.edu
Alliant Insurance Services	Daniel	Howell	Program Director	100 Pine Street, 11th Floor San Francisco, CA 94111	San Francisco	CA	94111	Tel: 415-403-1426 Fax: 415-874-4810 Email: dhowell@alliant.com
Alliant Insurance Services	Robert	Leong	Program Administrator	100 Pine Street, 11th Floor San Francisco, CA 94111	San Francisco	CA	94111	Tel: 415-403-1441 Cell: 510-882-1009 Fax: 415-874-4810 Email: rleong@alliant.com
Alliant Insurance Services	Stacey	Weeks	Program Administrator	100 Pine Street, 11th Floor San Francisco, CA 94111	San Francisco	CA	94111	Tel: 415-403-1448 Cell: 415-215-4055 Fax: 415-874-4810 Email: sweeks@alliant.com
Alliant Insurance Services	Van	Rin	Program Administrator	100 Pine Street, 11th Floor San Francisco, CA 94111	San Francisco	CA	94111	Tel: 415-403-1408 Fax: 415-874-4810 Email: vrin@alliant.com
Health Special Risk (HSR)	Tom	Lenihan	Claims Administrator	HSR Plaza 4100 Medical Parkway	Carrollton	TX	75007	Tel: 972-512-5700 Cell: 972-741-6507 Email: TomLenihan@hsri.com