



**CSURMA ATHLETIC INJURY MEDICAL EXPENSE COMMITTEE
MEETING AGENDA
“This is an Open Public Meeting”**

In accordance with the requirements of the Bagley-Keene Open Meeting Act, notice of this meeting must be posted in publicly accessible places, including the Internet, at least ten (10) days in advance of the meeting.

Per Government Code section 54954.2, persons requesting disability-related modifications or accommodations, including auxiliary aids or services in order to participate in the meeting, are requested to contact Alliant at (415) 403-1400 twenty-four hours in advance of the meeting. Entrance to the meeting location requires routine provision of identification to building security. However, CSURMA does not require any member of the public to register his or her name, or to provide other information, as a condition to attendance at any public meeting and will not inquire of building security concerning information so provided. See Government Code section 54953.3.

TELECONFERENCE LOCATIONS

1. CSU Chancellor’s Office, 401 Golden Shore, Long Beach, CA
2. CSU Chico, 400 West First St, Chico, CA
3. CSU Fullerton, 800 N. State College Blvd., Fullerton, CA
4. CPSU, San Luis Obispo, 1 Grand Ave, San Luis Obispo, CA 93407
5. Sonoma State, 1801 E Cotati, Rohnert Park, CA 94928

Meeting Date: January 07, 2019

Primary Location: San Jose State University
Order of Sparta Room
1393 South 7th Street
San Jose, CA 95112

Time: 10:30 AM

Legend: **A** = Action
I = Information
V = Verbal

A. CALL TO ORDER

1. **Approval of the Agenda** **A** p. 1

B. PUBLIC COMMENTS

C. GENERAL ADMINISTRATION

1. **Approval of Minutes –October 22, 2018** **A** p. 2
The Committee will be asked to approve the minutes from their last meeting.
2. **AIME Financial Statements at September 30, 2018** **I** p.10
The Committee will receive a financial report of the AIME program at September 30, 2018.
3. **AIME Loss Reports and Claim Trends** **I** p. 13
The Committee will receive a summary report from Health Special Risk, of the program’s claims experience and trends.
4. **CSURMA Executive Committee Report** **I** p. 24
The Committee will receive a verbal report from the Executive Committee Liaison.



California State University Risk Management Authority

- 5. Renewal of Prospective Student Athletes Insurance** **A** p. 25
The Committee will receive a renewal proposal for the Prospective Student Athletes Insurance and take action as necessary.
- 6. AIME Vendor Master Agreements** **A** p. 28
The Committee will be asked to discuss and make recommendations as respects the AIME Vendor Agreement, as discussed at its May 02, 2016 meeting, taking action as necessary.
- 7. AIME Committee Nominations and Elections** **A** p. 29
The Committee will be asked to discuss potential nominations for adding new Committee members as discussed at prior meetings, taking action as necessary.
- 8. CSURMA AIME Newsletter** **I** p. 31
The Committee will be asked to discuss and recommend items for its next AIME Newsletter.
- 9. CSURMA AIME 2019 Meeting Calendar** **I** p. 32
The Committee will be asked to review the proposed CSURMA meeting as proposed at its October 22, 2018 meeting.
- D. CSURMA AIME Other Business** **A** . p.33
1. Mental Health – Dignity Health Update
 2. Legislation – Athletic Trainers Certificate
 3. Domestic Athlete medical coverage – discuss options to cover athletes as a “primary” provider
 4. Proof of student athlete status
- E. CLOSED SESSION Pursuant to Cal. Gov. Code Sec. 11126(e)(1) & 11126(f)(1) –**
Action may be taken per Government Code Section 11126(e)(1) & 11126(f)(1). The matters below may be discussed. The Committee may take action or provide direction to Staff regarding the matters.
- No items are scheduled for closed session at today’s meeting.*
- F. INFORMATION ITEMS**
- 1. CSURMA AIME Committee Members Roster** **I** p. 34
- G. ADJOURNMENT**

The next CSURMA AIME Committee meeting is scheduled to meet in May 13, 2019. If you have questions regarding the agenda package, please contact Stacey Weeks at sweeks@alliant.com / (415) 403-1448.

APPROVAL OF THE AGENDA

ISSUE: The Committee will be asked to approve the agenda for today's meeting.

RECOMMENDATION: Staff recommends that the Committee approve the agenda as presented.

FISCAL IMPACT: None.

BACKGROUND: None.

PUBLICATION: None.

ATTACHMENT(S): None.

APPROVAL OF MINUTES – OCTOBER 22, 2019

ISSUE: The Committee will be asked to review and approve the draft minutes from its October 22, 2019 meeting.

RECOMMENDATION: It is recommended that the Committee approve the minutes from its October 22, 2019 meeting, including corrections as necessary.

FISCAL IMPACT: None.

BACKGROUND: None.

PUBLICATION: None.

ATTACHMENT(S):

- a. CSURMA AIME Committee Meeting Minutes – October 22, 2019

**MINUTES OF THE CSURMA
AIME COMMITTEE MEETING
OCTOBER 22, 2018
CHANCELLOR'S OFFICE - LONG BEACH, CALIFORNIA**

MEMBERS PRESENT

Anita Barker, CSU Chico
Kelli Eberlein, CSU Fresno (Teleconference)
Cindy Masner, CSU Long Beach
Brandon Padilla, CSU Sacramento
Julie Rudy, Sonoma State University (Teleconference)
Scott Shaw, San Jose State University
Kristal Slover, CPSU, San Luis Obispo
Lis Kao, CSU Fresno – EC Liaison (Teleconference)

MEMBERS ABSENT

Summer Rivera, CSU Fullerton

STAFF, GUESTS & CONSULTANTS

Zachary Gifford, Chancellor's Office
Tom Lenihan, Health Special Risks (Teleconference)
Rob Leong, Alliant Insurance Services
Cathy Ray, Health Special Risks (Teleconference)
Jody Van Leuven, Chancellor's Office
Stacey Weeks, Alliant Insurance Services

A. CALL TO ORDER

The meeting was called to order at 10:00 a.m. by the Chair, Scott Shaw. Introductions were made. Scott explained the teleconference procedure, per Bagley-Keene where roll call voting is required and introductions were made. Introductions were conducted.

1. Approval of the Agenda

A motion was made to approve the agenda

MOTION: Cindy Masner **SECOND:** Anita Barker **MOTION CARRIED**

NAME	AYES	ABSTAIN	NAYS	ABSENT
Anita Barker	X			
Kelli Eberlein				X
Cindy Masner	X			
Brandon Padilla	X			
Summer Rivera				X
Julie Rudy	X			
Scott Shaw	X			
Kristal Slover	X			

B. PUBLIC COMMENTS

None

C. GENERAL ADMINISTRATION

C1. Approval of Meeting Minutes – May 14, 2018

Revise page 5 to read February **2018** rather than February **2019**.

A motion was made to approve the meeting minutes of May 14, 2018 with the corrections as provided at today’s meeting.

MOTION: Cindy Masner **SECOND:** Kristol Slover **MOTION CARRIED**

NAME	AYES	ABSTAIN	NAYS	ABSENT
Anita Barker	X			
Kelli Eberlein				X
Cindy Masner	X			
Brandon Padilla	X			
Summer Rivera				X
Julie Rudy	X			
Scott Shaw	X			
Kristal Slover	X			

C2. AIME Financial Statements at June 30, 2018

Rob discussed the financials at June 30, 2018, page 12 of the agenda. The program is funded at a 70% confidence level with a fund balance of \$1,722,859. This balance includes the \$500,000 transfer from the CSURMA liability fund. CSURMA transferred the funds to the AIME program as a short term loan.

Rob discussed the September 30, 2018 that provides for the AIME program on par and according to plan.

C3. AIME Loss Reports and Claims Trend – HSR

Tom discussed the loss data and claims trend reports as of September 30, 2018. Tom reported on the total claim paid by policy year. Monthly claim payment remain steady and no change to the number of claims/injuries. Tom discussed the discount amount by plan year and overall there are no significant changes. Good news is that the discount amounts are continuing to increase by Plan year. Currently the medical inflation is at 8%.

The Committee discussed the “Number of Injuries” vs the “Number of Claims” column. Tom confirmed the number of injuries is the number of injuries by campus and the number of claims is the number of bills submitted.

Scott thanked HSR for the last group of on-line orientations conducted.

The Committee discussed a dropdown tab on the claim form for the trainers to include the injured body part. A discussion was had regarding gender recognition and the new legislation that will be effective January 2019. HSR confirmed “other” can be included on the CSURMA on-line claim form, but HSR cannot change the system to recognize “other” in the system. The Committee discussed the process in negotiating provider discounts by campus.

C4. CSURMA Executive Committee Report

Lisa Kao reported on the Executive Committee meeting on September 2018. The following was discussed and/or approved by the Executive Committee:

- Insurance renewal reports CSURMA liability coverage for concussive injuries.
- Received the Campus risk pool funding status report
- Campus dividends were discussed including the AIME dividend of \$114,515. The Committee approved AIME’s \$114,515 dividend, which is to apply to Campus liability as partial payment of the Campus liability loan
- Discussed concerns about cash flow and liquidity. Directed staff to develop two year cash flow projections
- Approved the FY 2019/20 rates and funding recommendations
- Received several presentation for EH&S packages; personal protected equipment; inspection software used to conduct online inspections look at trends

Responding to a question from the AIME Committee, Zachary confirmed that students driving CSU vehicles complete a student volunteer form, and are insured as volunteers. They should not be driving 15 passenger vans, should receive a driving orientation. Staff will forward best practice information to the AIME members.

C5. AIME Actuarial Report as of June 30, 2018

Rob Leong reported that each year CSURMA retains the services of an independent actuary to perform an actuarial study and develop loss costs for the program. The actuarial report is used to develop total funding goals for the next year. Rob discussed the actuarial report, page 4 – 6, providing details on Tables III-2A – projected losses for the current fiscal year and discussing the difference confidence levels. CSU funds at a 70% confidence level. Table III-2B provides for funding at \$4,974,250. When compared to last year’s report, there is a slight increase (3-4%) from what was projected. Rob discussed the cost per athlete levels and the projections for the upcoming year 2019/2020. The program is expecting increases due to medical increases. Rob also discussed the cost by sport and the many factors involved in determining the cost by sport.

The Committee requested Staff (Alliant) obtain Equity in Athletics Disclosure Act (EDA) unduplicated head count, at year end from each member.

Lunch break – 12:15 pm – 12:45 pm

C6. Fiscal Year 2019/2020 AIME Program Deposits

Rob reported on the “early bird projections”, where from the census information received, and the expected losses, expenses, and total contributions for all Members, there is an overall increase of 2.1%. The increase is due to the rise of medical costs and is steady. Those Members highlighted in “yellow” are Members whose AIME rates are increasing more than 10%. Alliant will work with these campuses to determine what can be done to bring down the rates. Rob discussed the calculation of the premium deposits where five full years of claim expenses are used.

The Committee requested Staff confirm whether or not Humboldt State is eliminating its football program.

The Committee requested Staff to forward to each member’s Athletic Director, Senior Woman Administrators (SWA), and Head Athletic Trainer their AIME Paid Claims Experience showing the five year losses and provide an explanation of how the paid claims experience is utilized when calculating premiums.

A motion was made to review and approve the 2019/2020 AIME program deposits at the AIME Committee January 2019 meeting.

MOTION: Cindy Masner **SECOND:** Kristal Slover **MOTION CARRIED**

NAME	AYES	ABSTAIN	NAYS	ABSENT
Anita Barker	X			
Kelli Eberlein	X			
Cindy Masner	X			
Brandon Padilla	X			
Summer Rivera				X
Julie Rudy	X			
Scott Shaw	X			
Kristal Slover	X			

C7. Estimated Target Reserve Funding Analysis at June 30, 2018

Rob Leong reported that every year the Committee adopts a Target Reserve Funding to assure the long-term financial strength of the AIME risk pool which includes an element of self-insurance as of the last fiscal year. Target Reserve Funding aids the Committee in reviewing its funding goals, assess possible impacts on future rates, and determine a dividend from reserve funds or an assessment to fund deficits. Rob reported that Staff did a funding analysis at a 70% confidence level per the AIME Program’s funding goal.

The Committee discussed the Executive Committee’s approval to use the dividend of \$114,615 and pay down the CSURMA liability loan. It is the CSU’s best practice policy to pay out 50% of the dividend available. The Committee discussed paying down the CSURMA liability loan utilizing the entire dividend amount of \$229,231, leaving the remaining loan balance of \$270,769 rather than pay 50% of the dividend of \$114,615. The Committee desires to demonstrate good faith in repaying the loan in a timely manner.

A motion was made to pay back \$229,231 (maximum dividend amount) on the \$500,000 CSURMA liability loan and as discussed at today’s meeting.

MOTION: Cindy Masner **SECOND:** Anita Barker **MOTION CARRIED**

NAME	AYES	ABSTAIN	NAYS	ABSENT
Anita Barker	X			
Kelli Eberlein	X			
Cindy Masner	X			
Brandon Padilla	X			
Summer Rivera				X
Julie Rudy	X			
Scott Shaw	X			
Kristal Slover	X			

C8. AIME Vendor Master Agreements

Brandon reported on the current Game Ready agreement, the pricing for the agreement is the same at this time and both parties continue to discuss the sales tax issue. If a member rents equipment and pays up to the value of the equipment, the member at that time owns the equipment. Brandon reported that Dignity provides discounts to some campuses and the efforts continue for CSU to obtain those discounts.

No action was necessary for this item at today’s meeting.

C9. Review of AIME Committee Nominations and Elections

The Committee discussed at prior meetings, adding additional Committee members. In the discussion, Committee members offered recommendations of potential Committee members. Staff will following up with the Athletic Directors at San Bernardino and Dominguez Hills.

No action was necessary for this item at today’s meeting.

C10. Review of CSURMA AIME 2019 Calendar

The Committee discussed and approved the following 2019 AIME Committee meeting dates and places:

- January 7, 2019 – San Jose State University
- May 13, 2019 – San Luis Obispo
- October meeting date and place – TBD

A motion was made to approve the meeting minutes of May 14, 2018 with the corrections as provided at today’s meeting.

MOTION: Cindy Masner **SECOND:** Kristal Slover **MOTION CARRIED**

NAME	AYES	ABSTAIN	NAYS	ABSENT
Anita Barker	X			
Kelli Eberlein	X			
Cindy Masner	X			
Brandon Padilla	X			
Summer Rivera				X
Julie Rudy	X			
Scott Shaw	X			
Kristal Slover	X			

C11. CSURMA AIME Newsletter

The Committee discussed future newsletter items as follows:

- Address AIME is secondary coverage
- Obtaining proof of coverage and reconfirming proof of coverage for the CSU athletes
- Collect annual census information
- Collect EDA – unduplicated head count
- Resend information provided in the first Newsletter
- Processes in reminding athletes to submit EOB (explanation of benefit) to Athletic Trainers

D. CSURMA AIME Other Business

1. Mental Health – Dignity Health Update – EAP Update – Stacey reported on the discussion with Dignity as respects mental health. Next steps are for Scott, Cindy and Stacey to have further discussions with Dignity and to discuss an EAP type of program
2. Legislation – Athletic Trainers Certificate – Scott and Brandon discussed that the issue continues and the support of the CSU is requested
3. Domestic Athlete medical coverage – discuss options to cover athletes as a “primary” provider – nothing at this time
4. Proof of student athlete status – discussed a Systemwide process
5. Concussion – discussed the liability coverage

E. CLOSED SESSION

No items scheduled for closed session at today’s meeting.

F. INFORMATION ITEMS

F1. AIME Committee and Staff Directory

Please provide revisions and updates to Stacey Weeks.

F. Adjournment

The meeting was adjourned at 3:00 p.m.

AIME FINANCIAL STATEMENT AT JUNE 30, 2018

ISSUE: The Financial Statements at September 30, 2018 (unaudited) is attached for information purposes.

RECOMMENDATION: No action required; this item is presented as information only.

FISCAL IMPACT: None.

BACKGROUND: Accounting records are managed by the CSU Office of the Chancellor. Periodic statements are prepared by the Accountants to express the financial status of CSURMA's coverage programs.

PUBLICATION: None.

ATTACHMENT(S):

- a. AIME Financial Statements at September 30, 2018

California State University Risk Management Authority

Balance Sheets - Campus Programs as of 9/30/2018

(Unaudited)

	<u>Liability</u>	<u>Workers' Compensation</u>	<u>IDL/NDI/UI</u>	<u>Property</u>	<u>AIME</u>	<u>Auto Liability</u>	<u>Total Campus Programs as of 9/30/2018</u>
Assets:							
Cash and Investments	4,871,747	8,210,947	1,881,642	683,948	916,670	688,469	17,253,422
Other long-term investments	34,854,863	57,288,355	13,086,492	4,753,404	6,378,701	0	116,361,815
Accounts receivable	960,010	840,565	0	280,171	0	0	2,080,745
Loans receivable	0	0	0	0	0	0	0
Reinsurance receivable	0	44,207	0	0	0	0	44,207
Prepaid insurance	2,133,637	23,370,021	3,787	1,835,243	13,847	0	27,356,535
Prepaid expense	380,946	1,101,295	14,515	483,321	761,495	0	2,741,573
Total assets:	<u>43,201,203</u>	<u>90,855,389</u>	<u>14,986,436</u>	<u>8,036,087</u>	<u>8,070,713</u>	<u>688,469</u>	<u>165,838,296</u>
Liabilities:							
Accounts payable	54,285	1,642,963	7,185,983	8,713	354,806	0	9,246,750
Unearned revenue	10,543,026	29,128,038	11,625,000	2,380,961	3,495,410	579,625	57,752,061
SELF assessment liability	0	5,454,649	0	0	0	0	5,454,649
Reported claims	10,781,627	23,700,413	0	0	113,688	0	34,595,728
Claims incurred but not reported	13,123,366	10,035,696	0	0	2,273,750	0	25,432,812
Total liabilities:	<u>34,502,305</u>	<u>69,961,759</u>	<u>18,810,983</u>	<u>2,389,674</u>	<u>6,237,654</u>	<u>579,625</u>	<u>132,482,000</u>
Fund balance	8,698,898	20,893,630	(3,824,547)	5,646,413	1,833,060	108,844	33,356,297
Total liabilities and fund balance	<u>43,201,203</u>	<u>90,855,389</u>	<u>14,986,436</u>	<u>8,036,087</u>	<u>8,070,713</u>	<u>688,469</u>	<u>165,838,296</u>

California State University Risk Management Authority
Income Statements - Campus Programs as of 9/30/2018
(Unaudited)

	Liability	Workers' Compensation	IDL/NDI/UI	Property	AIME	Auto Liability	Total Campus Programs
OPERATING REVENUES:							
Contributions	4,065,031	9,709,346	3,875,000	2,296,032	1,165,137	193,208	21,303,754
Reinsurance premiums	(546,177)	0	0	(1,502,378)	0	0	(2,048,555)
Total operating revenues:	3,518,854	9,709,346	3,875,000	793,654	1,165,137	193,208	19,255,199
OPERATING EXPENSES:							
DIRECT PROGRAM EXPENSES:							
Claims payment & legal expenses	4,800,066	4,431,787	7,115,392	764,204	983,688	0	18,095,136
Deductible recoveries	(960,010)	0	0	0	0	0	(960,010)
Claims administrators	0	962,292	18,986	0	50,000	0	1,031,278
Claims management information system	10,136	25,617	2,964	1,764	890	0	41,372
Program administrator	67,724	181,696	43,336	219,755	2,133	0	514,644
Brokerage commissions	95,085	431	178	143,483	664	0	239,840
Insurance premiums	714,192	7,786,949	0	426,358	4,850	0	8,932,349
Actuarial services	5,264	6,352	455	271	2,887	0	15,228
Workshops/training	19,139	41,016	16,931	10,080	0	0	87,166
Loss control	133,127	58,763	0	15,953	0	0	207,843
Reinsurance/excess recovery	0	(3,105,217)	0	0	0	0	(3,105,217)
Program committee	0	0	0	0	0	0	0
Dividend distributions	0	0	0	0	0	0	0
Total direct program expenses:	4,884,723	10,389,684	7,198,242	1,581,868	1,045,112	0	25,099,629
GENERAL & ADMINISTRATIVE EXPENSES:							
Financial audit	6,394	15,353	6,128	3,340	1,842	0	33,057
Executive committee & board expenses	372	893	356	194	107	0	1,922
JPA insurance	1,431	3,067	1,266	754	380	0	6,898
Memberships, associations & dues	376	7,038	346	199	104	0	8,063
Chancellor's office accounting services	16,418	35,179	14,522	8,645	4,363	0	79,127
Risk management expenses	30,214	70,074	28,248	15,825	8,492	0	152,852
Miscellaneous indirect services	5,820	3,642	1,459	798	439	0	12,157
Total general & administrative expenses:	61,024	135,245	52,325	29,755	15,727	0	294,076
Total operating expenses:	4,945,747	10,524,929	7,250,567	1,611,623	1,060,839	0	25,393,705
NON-OPERATING REVENUES:							
Investment income	31,663	51,769	12,430	4,286	5,903	0	106,049
Total non-operating revenues:	31,663	51,769	12,430	4,286	5,903	0	106,049
BEGINNING RETAINED EARNINGS	10,094,128	21,657,444	(461,410)	6,460,096	1,722,859	(84,364)	39,388,754
NET SURPLUS/(DEFICIT)	(1,395,231)	(763,815)	(3,363,137)	(813,683)	110,201	193,208	(6,032,457)
ENDING RETAINED EARNINGS	8,698,898	20,893,630	(3,824,547)	5,646,413	1,833,060	108,844	33,356,297

AIME LOSS REPORTS AND CLAIM TRENDS

ISSUE: The Committee will hear a report from Health Special Risk (HSR), the Claims Administrator on loss experience and claim trends for the period beginning July 1, 2015.

RECOMMENDATION: No action is requested.

FISCAL IMPACT: Information Item only.

BACKGROUND: HSR provides third party claims administration. Effective July 1, 2015

PUBLICATION: None

ATTACHMENT(S):

- a. Monthly Claims Payment Summaries by Campus/Paid at November 30, 2018.

CSURMA CLAIMS PAID ANALYSIS

Year # 4: 2018/2019 Policy Year



CSU Campus	# of Injuries	# of Claims	# Injuries w Primary Insurance payments	% of Total Injuries	Total Amount Claimed	Primary Insurance Payment	CSU Campus Discount	HSR PPO Discounts	HSR Payments
CSPU, POMONA	15	22	2	13%	\$48,964	\$4,715	\$7,957	\$478	\$2,736
CSPU, SAN LUIS OBISPO	113	138	46	41%	\$98,904	\$35,979	\$60	\$540	\$13,269
CSU, BAKERSFIELD	47	56	10	21%	\$17,031	\$883	\$0	\$5,414	\$4,609
CSU, CHICO	1	1	0	0%	\$0	\$0	\$0	\$0	\$0
CSU, DOMINGUEZ HILLS	16	27	3	19%	\$76,845	\$1,807	\$18,784	\$12,341	\$40,103
CSU, FRESNO	46	60	22	48%	\$73,971	\$1,962	\$36,767	\$1,212	\$22,868
CSU, FULLERTON	43	58	16	37%	\$105,766	\$7,422	\$0	\$23,247	\$21,629
CSU, LONG BEACH	39	39	10	26%	\$2,499	\$574	\$480	\$0	\$720
CSU, LOS ANGELES	5	13	3	60%	\$1,560	\$0	\$0	\$0	\$1,453
CSU, MONTEREY BAY	33	35	7	21%	\$9,391	\$512	\$0	\$3,144	\$3,048
CSU, NORTHRIDGE	20	32	2	10%	\$84,369	\$2,022	\$4,630	\$40,533	\$29,290
CSU, SACRAMENTO	155	238	38	25%	\$243,949	\$27,978	\$42,897	\$31,269	\$106,982
CSU, SAN BERNARDINO	5	5	3	60%	\$0	\$0	\$0	\$0	\$0
CSU, SAN MARCOS	7	8	4	57%	\$2,319	\$394	\$0	\$0	\$611
CSU, STANISLAUS	2	2	1	50%	\$2,466	\$0	\$0	\$6	\$136
HUMBOLDT STATE UNIVERSITY	5	5	0	0%	\$251	\$0	\$0	\$0	\$251
SAN DIEGO STATE UNIVERSITY	23	27	6	26%	\$20,562	\$3,682	\$598	\$664	\$4,326
SAN JOSE STATE UNIVERSITY	49	62	27	55%	\$66,621	\$3,674	\$25,794	\$2,611	\$18,354
SONOMA STATE UNIVERSITY	3	3	0	0%	\$0	\$0	\$0	\$0	\$0
Totals:	627	831	200	32%	\$855,469	\$91,604	\$137,967	\$121,458	\$270,385

CSURMA CLAIMS PAID ANALYSIS

Year # 3: 2017/2018 Policy Year



CSU Campus	# of Injuries	# of Claims	# Injuries w Primary Insurance payments	% of Total Injuries	Total Amount Claimed	Primary Insurance Payment	CSU Campus Discount	HSR PPO Discounts	HSR Payments
CALIFORNIA MARITIME ACADEMY	54	69	46	85%	\$57,507	\$13,685	\$0	\$1,207	\$14,175
CSPU, POMONA	89	163	60	67%	\$114,897	\$18,198	\$6,865	\$11,141	\$23,284
CSPU, SAN LUIS OBISPO	477	778	302	63%	\$850,127	\$197,422	\$1,184	\$79,094	\$151,573
CSU, BAKERSFIELD	327	663	181	55%	\$993,972	\$91,932	\$2,932	\$357,773	\$265,369
CSU, CHICO	29	45	18	62%	\$96,440	\$11,565	\$0	\$22,743	\$21,617
CSU, DOMINGUEZ HILLS	152	289	51	34%	\$641,547	\$28,283	\$88,206	\$176,763	\$271,630
CSU, EAST BAY	44	56	21	48%	\$75,927	\$23,340	\$0	\$1,229	\$5,492
CSU, FRESNO	273	424	158	58%	\$1,121,982	\$61,895	\$591,447	\$32,368	\$237,949
CSU, FULLERTON	276	417	115	42%	\$704,343	\$60,238	\$4,490	\$230,113	\$186,651
CSU, LONG BEACH	417	612	214	51%	\$906,494	\$117,462	\$136,927	\$87,100	\$256,298
CSU, LOS ANGELES	26	62	16	62%	\$179,632	\$13,642	\$1,750	\$8,529	\$19,989
CSU, MONTEREY BAY	178	200	107	60%	\$199,409	\$55,398	\$2,290	\$8,652	\$39,209
CSU, NORTHRIDGE	150	280	59	39%	\$1,186,690	\$49,049	\$72,880	\$487,014	\$314,982
CSU, SACRAMENTO	621	1,048	334	54%	\$1,541,041	\$249,161	\$360,028	\$122,455	\$394,214
CSU, SAN BERNARDINO	49	80	22	45%	\$188,879	\$66,478	\$0	\$23,234	\$33,771
CSU, SAN MARCOS	50	76	36	72%	\$68,112	\$12,382	\$2,032	\$0	\$13,140
CSU, STANISLAUS	17	21	11	65%	\$24,767	\$4,097	\$0	\$4,116	\$5,979
HUMBOLDT STATE UNIVERSITY	13	18	9	69%	\$22,495	\$8,437	\$0	\$0	\$3,558
SAN DIEGO STATE UNIVERSITY	233	351	111	48%	\$993,035	\$79,872	\$287,078	\$50,756	\$146,314
SAN FRANCISCO STATE UNIVERSITY	39	80	33	85%	\$312,743	\$88,472	\$29,225	\$3,912	\$28,729
SAN JOSE STATE UNIVERSITY	485	826	320	66%	\$1,378,732	\$220,388	\$421,394	\$74,315	\$295,197
SONOMA STATE UNIVERSITY	48	102	39	81%	\$253,748	\$78,545	\$0	\$440	\$17,094
Totals:	4,047	6,660	2,263	56%	\$11,912,520	\$1,549,941	\$2,008,728	\$1,782,954	\$2,746,214

CSURMA CLAIMS PAID ANALYSIS

Year # 2: 2016/2017 Policy Year



CSU Campus	# of Injuries	# of Claims	# Injuries w Primary Insurance payments	% of Total Injuries	Total Amount Claimed	Primary Insurance Payment	CSU Campus Discount	HSR PPO Discounts	HSR Payments
CALIFORNIA MARITIME ACADEMY	21	37	17	81%	\$87,461	\$25,211	\$0	\$0	\$11,018
CSPU, POMONA	90	212	62	69%	\$301,827	\$22,668	\$18,235	\$65,590	\$74,201
CSPU, SAN LUIS OBISPO	713	1,170	522	73%	\$1,423,460	\$178,134	\$3,713	\$192,259	\$328,937
CSU, BAKERSFIELD	295	531	188	64%	\$986,917	\$96,351	\$134	\$243,315	\$242,426
CSU, CHICO	57	105	50	88%	\$535,938	\$83,431	\$0	\$1,838	\$25,983
CSU, DOMINGUEZ HILLS	183	313	88	48%	\$750,635	\$80,248	\$39,500	\$167,469	\$271,292
CSU, EAST BAY	51	71	34	67%	\$332,313	\$43,728	\$1,328	\$1,101	\$24,342
CSU, FRESNO	368	538	226	61%	\$2,151,207	\$310,678	\$655,161	\$195,300	\$344,959
CSU, FULLERTON	336	506	200	60%	\$678,113	\$68,171	\$8,024	\$166,841	\$176,821
CSU, LONG BEACH	461	787	320	69%	\$1,038,656	\$142,543	\$74,723	\$133,528	\$235,577
CSU, LOS ANGELES	41	103	23	56%	\$257,712	\$14,327	\$0	\$91,872	\$49,444
CSU, MONTEREY BAY	183	216	96	52%	\$234,661	\$78,014	\$4,565	\$15,116	\$53,279
CSU, NORTHRIDGE	170	304	97	57%	\$998,517	\$81,188	\$87,632	\$208,196	\$204,931
CSU, SACRAMENTO	695	1,281	346	50%	\$1,716,496	\$131,659	\$129,889	\$318,412	\$582,387
CSU, SAN BERNARDINO	84	134	55	65%	\$164,899	\$24,638	\$0	\$31,752	\$27,692
CSU, SAN MARCOS	77	135	67	87%	\$437,445	\$59,239	\$3,241	\$35,427	\$51,016
CSU, STANISLAUS	48	73	45	94%	\$220,192	\$75,579	\$0	\$2,934	\$25,928
HUMBOLDT STATE UNIVERSITY	35	53	26	74%	\$274,544	\$97,568	\$0	\$340	\$43,304
SAN DIEGO STATE UNIVERSITY	609	829	220	36%	\$1,538,850	\$100,768	\$424,197	\$115,529	\$310,974
SAN FRANCISCO STATE UNIVERSITY	55	74	41	75%	\$270,493	\$54,721	\$0	\$2,318	\$11,912
SAN JOSE STATE UNIVERSITY	395	656	284	72%	\$1,169,203	\$231,044	\$196,510	\$60,524	\$204,905
SONOMA STATE UNIVERSITY	91	137	80	88%	\$180,144	\$85,081	\$0	\$2,033	\$29,457
Totals:	5,058	8,265	3,087	61%	\$15,749,682	\$2,084,990	\$1,646,853	\$2,051,694	\$3,330,787

CSURMA CLAIMS PAID ANALYSIS

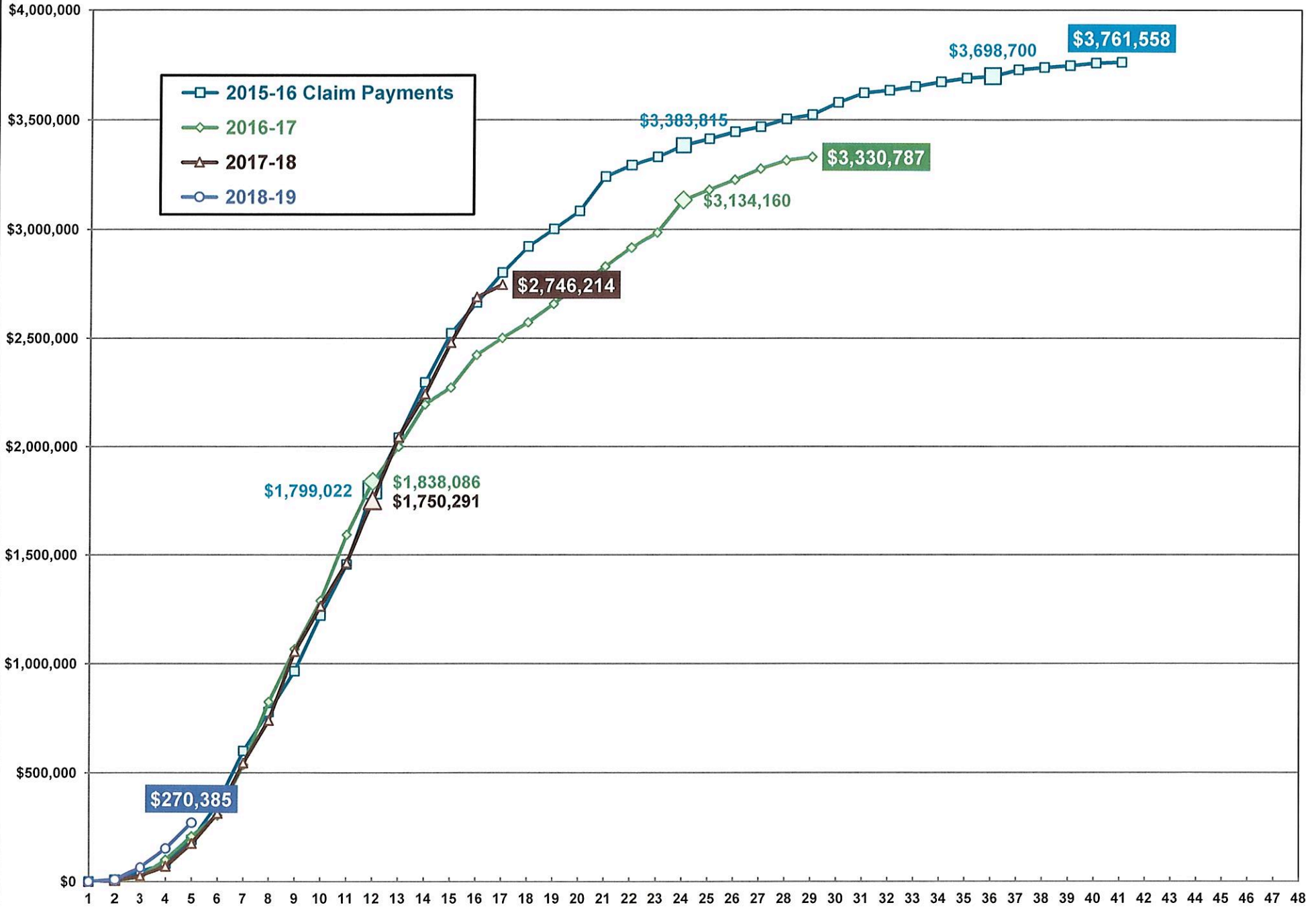
Year # 1: 2015/2016 Policy Year



CSU Campus	# of Injuries	# of Claims	# Injuries w Primary Insurance payments	% of Total Injuries	Total Amount Claimed	Primary Insurance Payment	CSU Campus Discount	HSR PPO Discounts	HSR Payments
CALIFORNIA MARITIME ACADEMY	34	43	28	82%	\$78,815	\$10,637	\$0	\$14,660	\$10,998
CSPU, POMONA	54	89	40	74%	\$113,434	\$27,758	\$0	\$14,365	\$25,113
CSPU, SAN LUIS OBISPO	680	1,115	526	77%	\$1,380,654	\$256,679	\$2,384	\$111,870	\$233,225
CSU, BAKERSFIELD	237	425	194	82%	\$579,489	\$99,352	\$0	\$32,229	\$114,507
CSU, CHICO	53	86	48	91%	\$465,505	\$129,018	\$0	\$2,475	\$34,156
CSU, DOMINGUEZ HILLS	110	245	59	54%	\$697,265	\$34,875	\$49,049	\$264,877	\$242,834
CSU, EAST BAY	15	20	9	60%	\$12,703	\$893	\$0	\$0	\$5,147
CSU, FRESNO	377	579	195	52%	\$2,585,195	\$200,544	\$741,070	\$325,855	\$427,016
CSU, FULLERTON	288	412	177	61%	\$486,058	\$46,177	\$19,765	\$70,886	\$172,744
CSU, LONG BEACH	427	663	236	55%	\$967,614	\$130,701	\$131,123	\$144,800	\$263,586
CSU, LOS ANGELES	39	80	11	28%	\$207,636	\$3,158	\$0	\$124,354	\$77,517
CSU, MONTEREY BAY	287	423	228	79%	\$523,442	\$115,174	\$19,200	\$62,354	\$96,072
CSU, NORTHRIDGE	241	359	128	53%	\$1,074,826	\$29,931	\$254,406	\$271,779	\$323,338
CSU, SACRAMENTO	767	1,295	510	66%	\$2,855,531	\$552,188	\$33,431	\$544,193	\$703,618
CSU, SAN BERNARDINO	55	83	27	49%	\$154,099	\$8,790	\$0	\$4,119	\$17,868
CSU, SAN MARCOS	72	124	48	67%	\$180,452	\$27,325	\$13,513	\$29,993	\$54,639
CSU, STANISLAUS	45	87	35	78%	\$390,595	\$100,315	\$0	\$8,571	\$28,491
HUMBOLDT STATE UNIVERSITY	48	66	38	79%	\$335,065	\$79,492	\$0	\$0	\$24,112
SAN DIEGO STATE UNIVERSITY	923	1,232	370	40%	\$2,147,888	\$263,623	\$204,624	\$246,790	\$423,631
SAN FRANCISCO STATE UNIVERSITY	73	104	53	73%	\$405,963	\$99,550	\$18,929	\$50,412	\$86,666
SAN JOSE STATE UNIVERSITY	515	746	380	74%	\$2,197,055	\$248,073	\$440,048	\$137,422	\$329,609
SONOMA STATE UNIVERSITY	79	140	65	82%	\$498,473	\$139,385	\$0	\$29,943	\$66,673
Totals:	5,419	8,416	3,405	63%	\$18,337,758	\$2,603,637	\$1,927,541	\$2,491,946	\$3,761,558

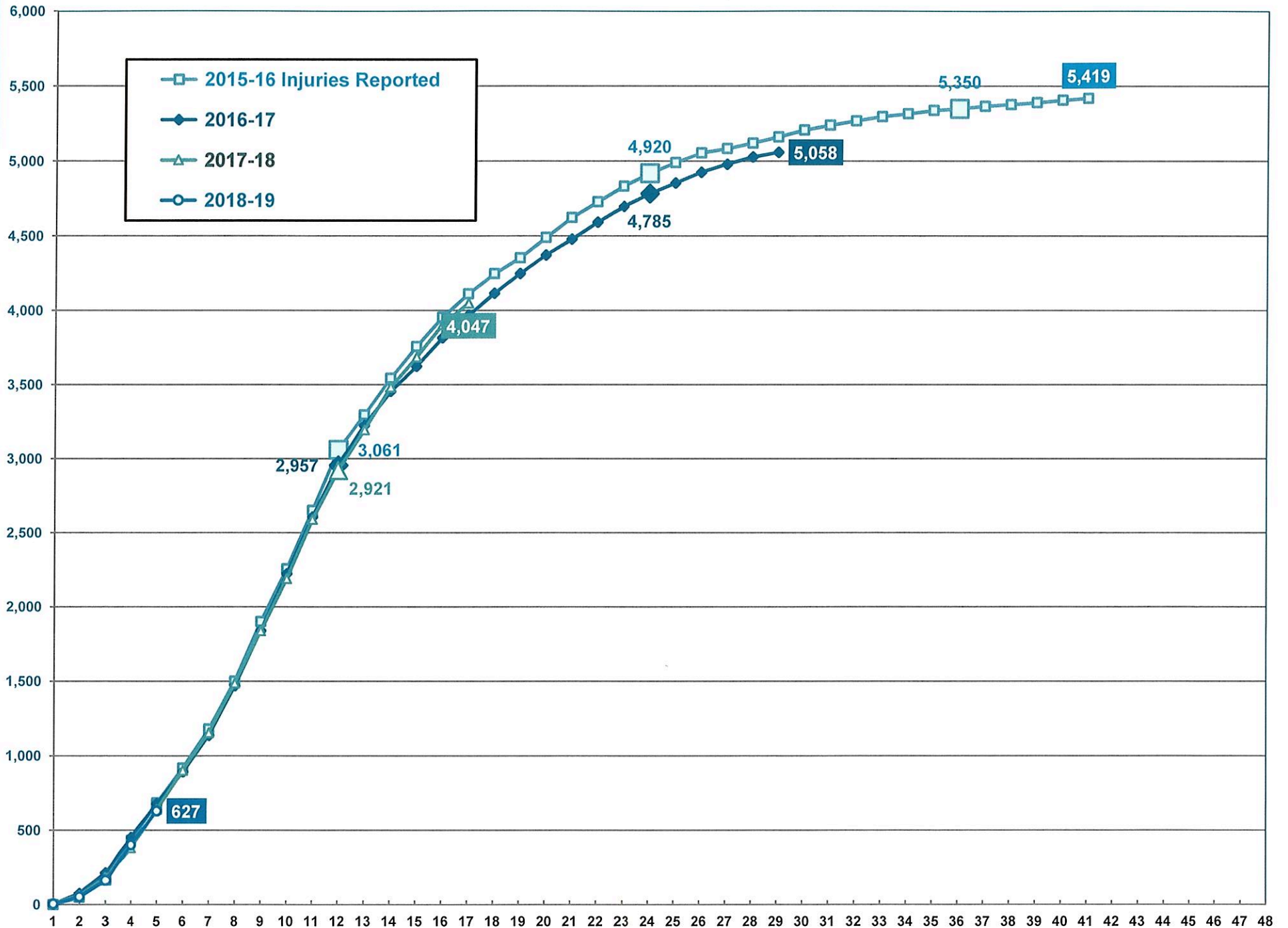
Health Special Risk, Inc. - CSURMA AIME Policy Year-to-Date HSR Claim Payments

as of November 30, 2018



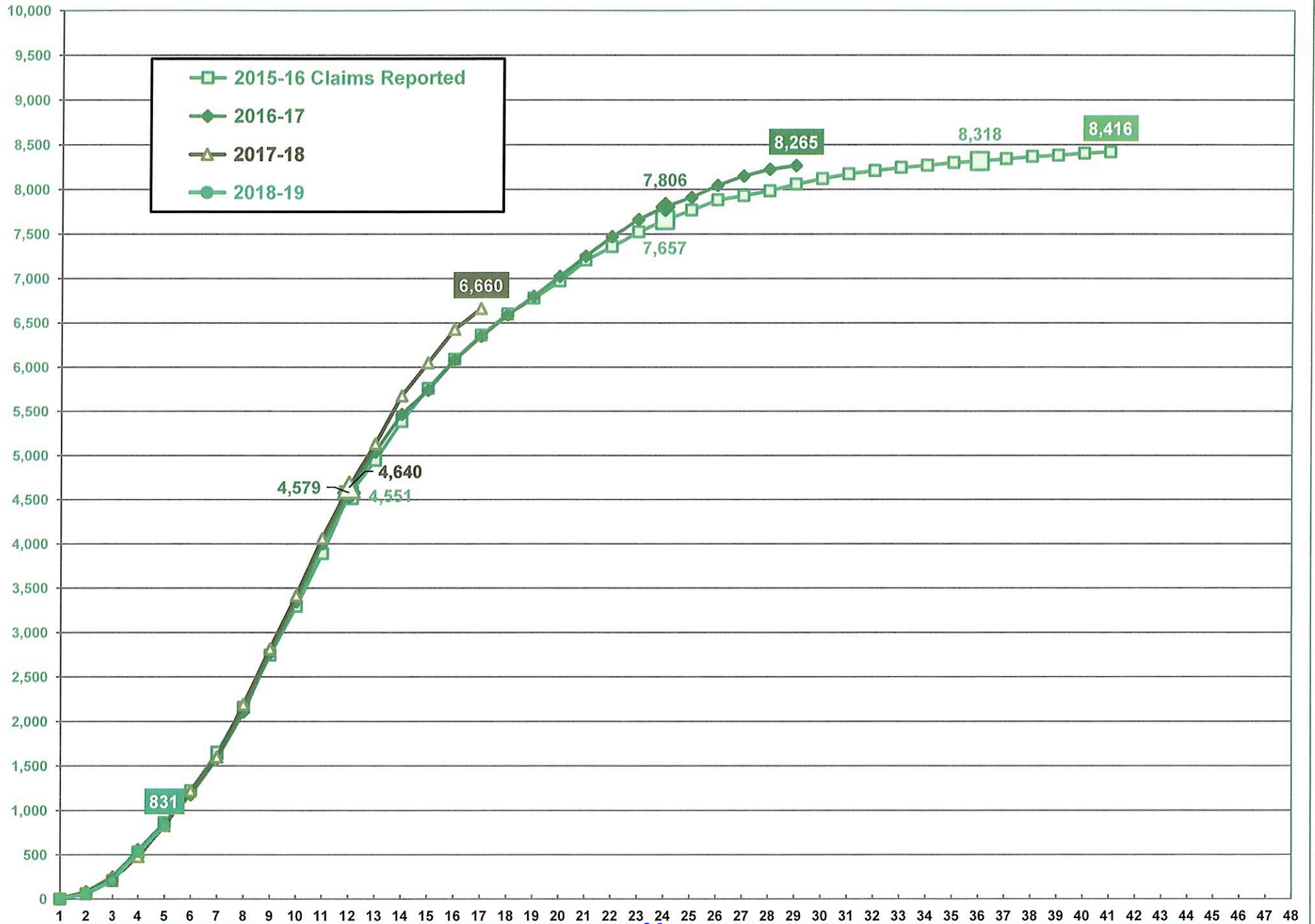
Health Special Risk, Inc. - CSURMA AIME Policy Year-to-Date Injuries Reported

as of November 30, 2018

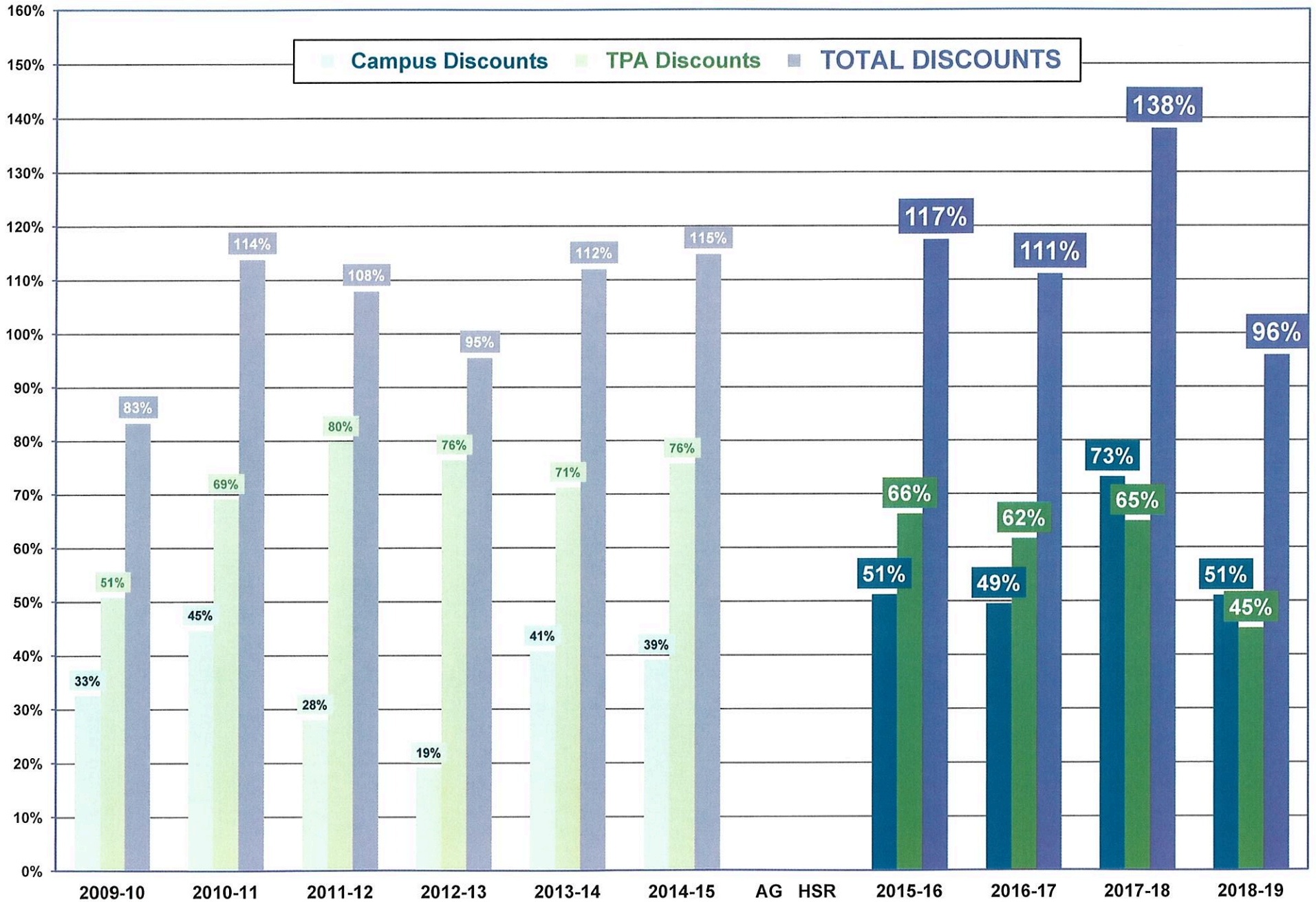


Health Special Risk, Inc. - CSURMA AIME Policy Year-to-Date Claims Received

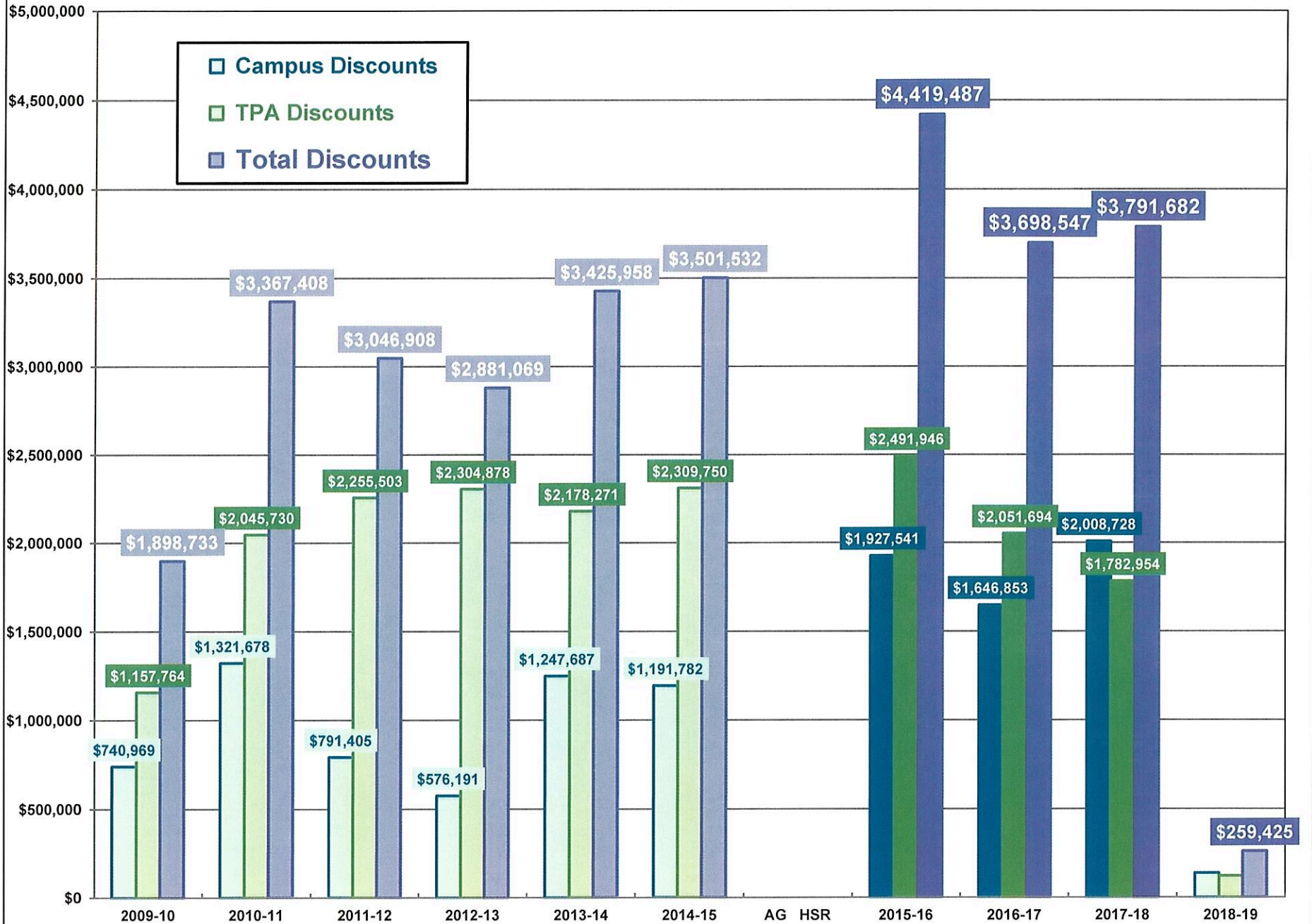
as of November 30, 2018



Health Special Risk, Inc. - CSURMA Discount % vs. Total Paid Claims
as of November 30, 2018

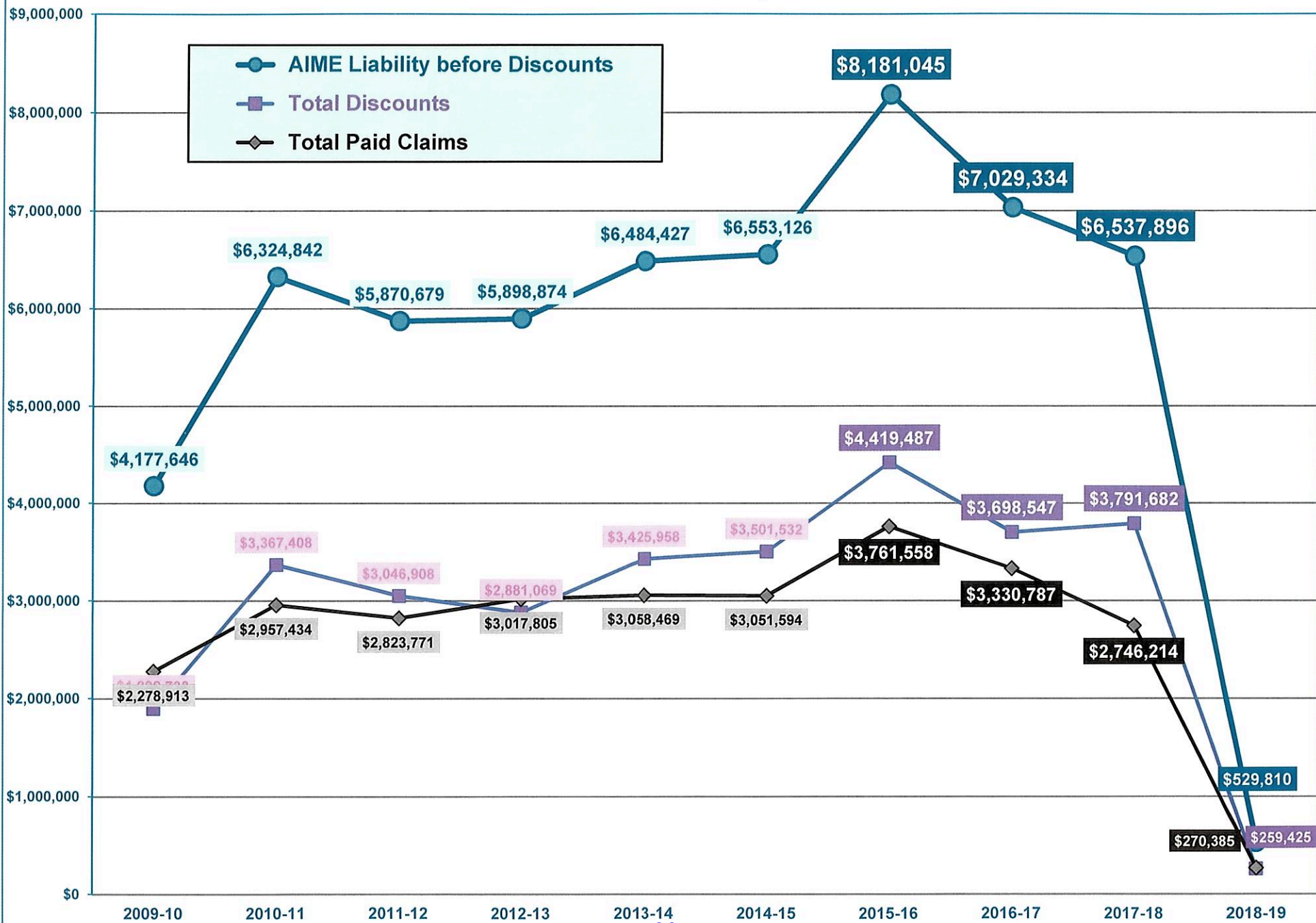


Health Special Risk, Inc. - CSURMA Year-to-Date Campus & HSR Discounts by Policy Year
as of November 30, 2018



Health Special Risk, Inc. - AIME Overall Claims Liability before Discounts

as of November 30, 2018



CSURMA EXECUTIVE COMMITTEE REPORT

ISSUE: The AIME Committee will receive a report from the CSURMA Executive Committee Liaison, Lisa Kao, regarding the Executive Committee's October 2018 meeting.

RECOMMENDATION: This is an information item only; no action is required.

FISCAL IMPACT: None.

BACKGROUND: Lisa Kao, CSU Fresno, is the Executive Committee Liaison for AIME. Jody Van Leuven, Assistant Director Systemwide Risk Manager, CSU Chancellor's Office.

PUBLICATION: None.

ATTACHMENT(S): None.

**RENEWAL OF PROSPECTIVE STUDENT ATHLETES
INSURANCE PROGRAM**

ISSUE: AIME purchases Prospective Student Athletes Insurance to cover prospective student athletes (PSA) at an NCAA member school, while participating in an on-campus evaluation as a PSA. The Committee will receive a report from Staff regarding the renewal proposal for Prospective Student Athletes Insurance program, and be asked to discuss the proposal.

The Table below shows CSURMA’s historical and current coverage program and renewal costs. The Prospective Student Athletes coverage is effective February 1, 2019 – February 1, 2020.

Table 1
CSURMA Historical Prospective Student Athletes Coverage

Premiums & Coverage

Year	Carrier	Limits	Deductible	Premium
2014/15	ACE Insurance Company	\$10,000	\$ 0	\$ 5,025
2015/16	ACE Insurance Company	\$10,000	\$ 0	\$ 5,025
2016/17	ACE Insurance Company	\$10,000	\$ 0	\$ 5,025
2017/18	ACE Insurance Company	\$10,000	\$ 0	\$ 5,025
2018/19	ACE Insurance Company	\$10,000	\$ 0	\$ 5,025
2019/20*	ACE Insurance Company	\$10,000	\$ 0	TBD

*Quoted Renewal Cost

RECOMMENDATION: It is recommended that the Committee review and accept the renewal quote for the Prospective Student Athletes coverage.

FISCAL IMPACT: Total cost for the renewal of the Student Travel Accident for 2018/2019 is \$5,025, and reflects no increase in cost. The amount is within the FY 2018/2019 budgeted amount.

BACKGROUND: At the NCAA Convention in January 2011, the Legislative Council approved a proposal “eligibility” of a men’s basketball prospective student-athlete. The NCAA defines a “prospective student-athlete” as any individual who has started classes for the seventh grade and is not enrolled in the member institution at the time of the practice or test. The Prospective Student Athletes policy provides coverage for injuries to CSU prospective student athletes ages 14 – 25 participating in sponsored and supervised tryouts.

ATTACHMENT(S): Prospective Student Athlete PAI Summary

INSURER:

ACE USA Accident & Health

POLICY TERM:

February 1, 2018 to February 1, 2019

POLICY NO:

PTPN04963775



QUESTIONS:

Stacey L. Weeks

(415) 403-1448

sweeks@alliant.com

Robert Leong

(415) 403-1441

rleong@alliant.com

Van Rin

(415) 403-1408

vrin@alliant.com

COVERED NAME ENTITY:

California State University Risk Management Authority (CSURMA)

COVERED MEMBERS:

1. California State University, Bakersfield
2. California State University, Chico
3. California State University, Dominguez Hills
4. California State University, East Bay
5. California State University, Fresno
6. California State University, Fullerton
7. Humboldt State University
8. California State University, Long Beach
9. California State University, Los Angeles
10. California Maritime Academy
11. California State University, Monterey Bay
12. California State University, Northridge
13. California State Polytechnic University, Pomona
14. California State University, Sacramento
15. California State University, San Bernardino
16. San Diego State University
17. San Francisco State University
18. San Jose State University
19. California Polytechnic State University, San Luis Obispo
20. California State University, San Marcos
21. Sonoma State University
22. California State University, Stanislaus

COVERAGE PARTIES:

All prospective student athletes ages 14 to 25 participating in Basketball tryouts sponsored and supervised by the Policyholder at one of any of the above referenced named campuses

COVERED ACTIVITIES:

Sponsored Activities not including travel to and from home

SCOPE OF COVERAGE:

Provides Travel Accident benefits to all athletes participating in sports including off season conditioning. Travel to and from a sponsored game (including play or practice and off season physical conditioning) as part of a group in transportation arranged by the policyholder

LIMITS / SUB-LIMIT / DEDUCTIBLE:

\$10,000	Accidental Death & Dismemberment
\$1,000,000	Benefit Maximum per Covered Accident
\$0	Deductible
104 weeks	Maximum Benefit Period
60 days from date of the covered accident	Insured Period

INSURER:
ACE USA Accident &
Health

POLICY TERM:
February 1, 2017 to
February 1, 2018

POLICY NO:
PTPN04963775



QUESTIONS:

Stacey L. Weeks
(415) 403-1448
sweeks@alliant.com

Robert Leong
(415) 403-1441
rleong@alliant.com

Van Rin
(415) 403-1408
vrin@alliant.com

COMMON EXCLUSIONS (Major but not limited too:

1.
 - a. Intentionally self-inflicted injury
 - b. Suicide or attempted suicide
 - c. War or any act of war, whether declared or not
 - d. A Covered Accident that occurs while on active duty service in the military, naval or air force of any country or international organization
 - e. Sickness, disease, bodily or mental infirmity, bacterial or viral infection, or medical or surgical treatment thereof, except for any bacterial infection resulting from an accidental external cut or wound or accidental ingestion of contaminated food
 - f. Piloting or serving as a crewmember in any aircraft (except as provided by the Policy)
 - g. Commission of, or attempt to commit, a felony
 - h. The covered Person being legally intoxicated as determined according to the laws of the jurisdiction in which the Injury occurred
 - i. Riding in any aircraft except as a fare-paying passenger on a regularly scheduled or charter airline
 - j. Injury covered by workers' compensation, employers'; liability laws, or similar occupational benefits
 - k. Injury or loss contributed to the use of any drug or narcotic, except as prescribed by a Doctor

HOW TO REPORT A CLAIM:

THIRD PARTY CLAIMS ADMINISTRATOR (Effective July 1, 2015)

Health Special Risk, Inc. (HSR)
HSR Plaza II, 4100 Medical Parkway
Carrollton, TX 75007

AIME VENDOR MASTER AGREEMENTS

ISSUE: The Committee Chair, Scott Shaw has been working on behalf of the Committee in obtaining a standard discount for all of the CSU schools with vendors. The goal would be to standardize discounts. By standardizing discounts, it would ease billing challenges. The Committee will be asked to discuss and make recommendations to potentially obtain standard discounts for all of the CSU schools with vendors.

RECOMMENDATION: It is recommended that the Committee discuss and make recommendations for future agreements, and take action as necessary.

FISCAL IMPACT: None.

BACKGROUND: The Committee Chair, Scott Shaw has been working on behalf of the Committee in obtaining a standard discount for all AIME members with vendors. The standard discount would be available for all AIME members to use at their discretion. The third party administrators and some AIME members have had discounts in place and the goal would be to standardize the discounts.

PUBLICATION: None.

ATTACHMENT(S): None.

**REVIEW OF THE AIME COMMITTEE
NOMINATIONS AND ELECTIONS**

ISSUE: Effective July 1, 2018, four seats were up for election to serve two-year terms. The Chair's term ended June 30, 2018. The Committee will be asked to discuss at its January 07, 2019 meeting adding additional Committee members. The Committee will be asked to review the Terms of Office and discuss nominations for additional Committee members.

RECOMMENDATION: The Committee is asked to discuss nominations for additional Committee members.

FISCAL IMPACT: None

BACKGROUND: AIME Committee members serve two-year terms. The goal of staggering the seat elections is to maintain continuity, so that AIME benefits from the expertise Committee members develop during their terms. The AIME Committee Chair serves a two-year term.

PUBLICATION: None

ATTACHMENT(S):

- a. AIME Committee Terms of Office

CSURMA

AIME TERMS OF OFFICE at July 2018

Position	7/1/09 - 6/30/10	7/1/10 - 6/30/11	7/1/11 - 6/30/12	7/1/12 - 6/30/13	7/1/13 - 6/30/14	7/1/14 - 6/30/15	7/1/15 - 6/30/16	7/1/16 - 6/30/17	7/1/17 - 6/30/18	7/1/18 - 6/30/19	
Member - Chair	Ramos (Sacramento) 01/2007	Ramos (Sacramento) 01/2007	Ramos (Sacramento) 01/2007	Ramos (Sacramento) 01/2007	Ramos (Sacramento) 01/2007	Ramos (Sacramento) 01/2007	Ramos (Sacramento) 01/2007	Shaw (San Jose) 01/2006	Shaw (San Jose) 01/2006	Shaw (San Jose) 01/2006	Shaw (San Jose) 01/2006
Member	Kelli Eberlein (Fresno) 6/2008	Eberlein (Fresno) 6/2008	Eberlein (Fresno) 6/2008	Eberlein (Fresno) 6/2008	Eberlein (Fresno) 06/2008	Eberlein (Fresno) 06/2008	Eberlein (Fresno) 06/2008	Eberlein (Fresno) 06/2008	Eberlein (Fresno) 06/2008	Eberlein (Fresno) 06/2008	Eberlein (Fresno) 06/2008
Member	Masner (Long Beach) 11/2006	Masner (Long Beach) 11/2006	Masner (Long Beach) 11/2006	Masner (Long Beach) 11/2006	Masner (Long Beach) 11/2006	Masner (Long Beach) 11/2006	Masner (Long Beach) 11/2006	Masner (Long Beach) 11/2006	Masner (Long Beach) 11/2006	Masner (Long Beach) 11/2006	Masner (Long Beach) 11/2006
Member	Sexton (Fullerton) 10/2009	Sexton (Fullerton) 10/2009	Sexton (Fullerton) 10/2009	Sexton (Fullerton) 10/2009	Steigerwald (San Diego) 01/2014	TBD	Rivera (Fullerton) 10/2015	Rivera (Fullerton) 10/2015	Rivera (Fullerton) 10/2015	Rivera (Fullerton) 10/2015	Rivera (Fullerton) 10/2015
Member	Shaw (San Jose) 01/2006	Shaw (San Jose) 01/2006	Shaw (San Jose) 01/2006	Shaw (San Jose) 01/2006	Shaw (San Jose) 01/2006	Shaw (San Jose) 01/2006	TBD	Rudy (Sonoma) 01/2017	Rudy (Sonoma) 01/2017	Rudy (Sonoma) 01/2017	Rudy (Sonoma) 01/2017
Member	Collen (Humboldt) 07/2007	Collen (Humboldt) 07/2007	Collen (Humboldt) 07/2007	Collen (Humboldt) 07/2007	Bridges (Los Angeles) 01/2014	Bridges (Los Angeles) 01/2014	Barker (Chico) 10/2015	Barker (Chico) 10/2015	Barker (Chico) 10/2015	Barker (Chico) 10/2015	Barker (Chico) 10/2015
Member	Nishimori (Bakersfield) 11/2006	Nishimori (Bakersfield) 11/2006	Kite (Northridge) 07/2011	Kite (Northridge) 07/2013	Kite (Northridge) 07/2013	Kite (Northridge) 07/2013	Kite (Northridge) 07/2013	Kite (Northridge) 07/2013	TBD	TBD	
Member	N/A	N/A	N/A	Malasarn (Pomona) 7/2012	Malasarn (Pomona) 7/2012	Malasarn (Pomona) 7/2012	Padilla (Sacramento) 10/15	Padilla (Sacramento) 10/2015	Padilla (Sacramento) 10/2015	Padilla (Sacramento) 10/2015	
Member	N/A	N/A	N/A	Slover (SLO) 7/2012	Slover (SLO) 7/2012	Slover (SLO) 7/2012	Slover (SLO) 7/2012	Slover (SLO) 7/2012	Slover (SLO) 7/2012	Slover (SLO) 7/2012	
EC Liason	Wight (Monterey Bay)	Wight (Monterey Bay)	Wight (Monterey Bay)	Thorpe (Chico)	Thorpe (Chico)	Thorpe (Chico)	Van Leuven (San Bernardino)	Van Leuven (San Bernardino)	Van Leuven (San Bernardino)	Kao (Fresno)	

**CSURMA ATHLETIC INJURY MEDICAL EXPENSE (AIME)
NEWSLETTER**

ISSUE: The CSURMA Athletic Injury Medical Expense (AIME) Committee has developed a Newsletter in an effort to communicate the AIME program policy and procedures and athletic news with the AIME members. The Committee will be asked to review the draft newsletter and recommend items for its next issue of the AIME Newsletter.

RECOMMENDATION: This is an information item only; no action is required.

FISCAL IMPACT: None.

BACKGROUND: The CSURMA AIME Committee at its January 2017 meeting approved the development of the AIME Newsletter. The purpose of the Newsletter is to communicate the best policy and procedures, provide athletic news, reports and events to the CSURMA AIME members.

PUBLICATION: None.

ATTACHMENT(S): Draft AIME Newsletter (*Handout*).

REVIEW OF CSURMA AIME 2019 CALENDAR

ISSUE: Proposed meetings of the AIME Committee have been scheduled for the calendar year 2019. The Committee will be asked to set meeting dates and adopt a schedule for 2019 AIME meetings.

Description	Month	Day	Time	Location
AIME Committee	January	14	10:30 a.m.	San Jose State
AIME Committee	May	06	10:30 a.m.	San Luis Obispo
AIME Committee	October	14	10:30 a.m.	TBD

RECOMMENDATION: It is recommended that the Committee discuss the scheduling of its 2019 meetings and provide direction to Staff as appropriate.

FISCAL IMPACT: None.

BACKGROUND: None.

PUBLICATION: The approved calendar will be posted on the CSURMA website and will be included in all of the agenda packets.

ATTACHMENT: None.

CSURMA AIME OTHER BUSINESS

ISSUE: The AIME Committee has discussed possible athletic programs that would enhance the existing CSURMA Athletic program in addition to discussing procedures. The following are items for discussion:

1. Mental Health – Dignity Health Update
2. Legislation – Athletic Trainers Certificate
3. Domestic Athlete medical coverage – discuss options to cover athletes as a “primary” provider
4. Proof of student athlete status

RECOMMENDATION: It is recommended that the Committee discuss the proposed programs and procedures and provide direction to Staff as appropriate.

FISCAL IMPACT: None.

BACKGROUND: None.

PUBLICATION: None.

ATTACHMENT(S): None.

CSURMA AIME COMMITTEE MEMBERS ROSTER

ISSUE: Attached for the Committee’s review is the CSURMA AIME Committee Membership Roster Contact List.

RECOMMENDATION: It is recommended that the Committee Members review the contact information for accuracy and report any changes or corrections to Staff.

FISCAL IMPACT: None.

BACKGROUND: An accurate and current list facilitates better communication among the Committee and with Staff.

PUBLICATION: None.

ATTACHMENT(S):

- a. AIME Committee and Staff Directory

CSURMA AIME COMMITTEE MEMBERS
As of DECEMBER 2018

First Name	Last Name	Title	Organization	Street Address	Email	Phone/Cell	Term of Office Expires
Anita	Barker	Athletic Director	CSU Chico	400 West First St Chico, CA 95929-0130	abarker@csuchico.edu	Tel: 530-898-6470 Cell: 530-570-5612	07/01/19
Kelli	Eberlein	Head Athletic Trainer	CSU Fresno	1620 E Bulldog Lane Fresno, CA 93740	keberlein@csufresno.edu	Tel: 559-278-4170 Cell: 559-709-2534	07/01/19
Cindy	Masner	Deputy Athletic Director/SWA Deputy Title IX Coordinator - Athletics	CSU Long Beach (Vice Chair)	1250 Bellflower Blvd. Long Beach, CA 90840	cindy.masner@csulb.edu	Tel: 562-985-8146 Cell: 562-843-0080	07/01/18
Summer	Rivera	Assistant Athletics Dir, CFO	CSU Fullerton	800 N. State College Blvd. Fullerton, CA 92834	surivera@fullerton.edu	Tel: 657-278-2129 Cell: 714-308-1585	07/01/19
Brandon	Padilla	Director of Athletic Trainer	CSU Sacramento	6000 J Street Sacramento, CA 95819	bpadilla@csus.edu	Tel: 916-278-2464 Cell: 979-575-2826	07/01/18
Julie	Rudy	Head Athletic Trainer	Sonoma State	1801 E Cotati Rohnert Park, CA 94928	julie.rudy@sonoma.edu	Tel: 707-664-2937 Cell: 707-529-9080	07/01/18
Scott	Shaw	Director of Sports Medicine	San Jose State (Chair)	One Washington Square San Jose, CA 95192-0062	scott.shaw@sjsu.edu	Tel: 408-924-6692 Cell: 408-506-3858	07/01/19
Kristal	Slover	Head Athletic Trainer	CPSU, San Luis Obispo	1 Grand Ave San Luis Obispo, CA 93407	kemig@calpoly.edu	Tel: 805-756-6065 Cell: 805-801-5177	07/01/18
Lisa	Kao	Director, EHS & Risk Management	CSU Fresno	2311 East Barstow, MS PO14 Fresno, CA 93740-8022	lisak@csufresno.edu	Tel: 559-278-6910 Cell: 559-281-5906	N/A
Ashlie	Kite	Sr. Associate AD/SWA	CSU Long Beach (Alternate)	1250 Bellflower Blvd. Long Beach, CA 90840	ashlie.kite@csulb.edu	Tel: 559-985-8527 Cell: 540-908-9088	N/A

AIME Advisory Committee Staff Members
As of DECEMBER 2018

Organization	First Name	Last Name	Title	Street Address	City	State	Zipcode	Phone/Fax/Email
CSU Office of the Chancellor	Robert	Eaton	Senior Director, Financing and Treasury	401 Golden Shore, 5th Floor Long Beach, CA 90802	Long Beach	CA	90802	Tel: 562-951-4572 Fax: 562-951-4859 Email: reaton@calstate.edu
CSU Office of the Chancellor	Zachary	Gifford	Director, Systemwide Risk Management	401 Golden Shore, 5th Floor Long Beach, CA 90802	Long Beach	CA	90802	Tel: 562-951-4568 Fax: 562-951-4859 Email: zgifford@calstate.edu
CSU Office of the Chancellor	Jody	Van Leuven	Assistant Director, Systemwide Risk Management	401 Golden Shore, 5th Floor Long Beach, CA 90802	Long Beach	CA	90802	Tel: 562-951-4580 Fax: 562-951-4859 Email: jvanleuven@calstate.edu
CSU Office of the Chancellor	Leona	Ching	Systemwide Risk Management	401 Golden Shore, 5th Floor Long Beach, CA 90802	Long Beach	CA	90802	Tel: 562-951-4580 Fax: 562-951-4859 Email: lching@calstate.edu
Alliant Insurance Services	Daniel	Howell	Program Director	100 Pine Street, 11th Floor San Francisco, CA 94111	San Francisco	CA	94111	Tel: 415-403-1426 Fax: 415-874-4810 Email: dhowell@alliant.com
Alliant Insurance Services	Robert	Leong	Program Administrator	100 Pine Street, 11th Floor San Francisco, CA 94111	San Francisco	CA	94111	Tel: 415-403-1441 Cell: 510-882-1009 Fax: 415-874-4810 Email: rleong@alliant.com
Alliant Insurance Services	Stacey	Weeks	Program Administrator	100 Pine Street, 11th Floor San Francisco, CA 94111	San Francisco	CA	94111	Tel: 415-403-1448 Cell: 415-215-4055 Fax: 415-874-4810 Email: sweeks@alliant.com
Alliant Insurance Services	Van	Rin	Program Administrator	100 Pine Street, 11th Floor San Francisco, CA 94111	San Francisco	CA	94111	Tel: 415-403-1408 Fax: 415-874-4810 Email: vrin@alliant.com
Health Special Risk (HSR)	Tom	Lenihan	Claims Administrator	HSR Plaza 4100 Medical Parkway	Carrollton	TX	75007	Tel: 972-512-5700 Cell: 972-741-6507 Email: TomLenihan@hsri.com