



**CSURMA ATHLETIC INJURY MEDICAL EXPENSE COMMITTEE  
MEETING AGENDA**

**“This is an Open Public Meeting”**

*In accordance with the requirements of the Bagley-Keene Open Meeting Act, notice of this meeting must be posted in publicly accessible places, including the Internet, at least ten (10) days in advance of the meeting.*

*Per Government Code section 54954.2, persons requesting disability-related modifications or accommodations, including auxiliary aids or services in order to participate in the meeting, are requested to contact Alliant at (415) 403-1400 twenty-four hours in advance of the meeting. Entrance to the meeting location requires routine provision of identification to building security. However, CSURMA does not require any member of the public to register his or her name, or to provide other information, as a condition to attendance at any public meeting and will not inquire of building security concerning information so provided. See Government Code section 54953.3.*

**TELECONFERENCE LOCATIONS**

1. CSU Chancellor’s Office, 401 Golden Shore, Long Beach, CA
2. CSU Chico, 400 West First St, Chico, CA
3. CSU, Fresno, 1620 E Bulldog Lane, Fresno, CA 93740
4. CPSU, San Luis Obispo, 1 Grand Ave, San Luis Obispo, CA 93407
5. Sonoma State, 1801 E Cotati, Rohnert Park, CA 94928

Meeting Date: January 22, 2018

Primary Location: CSU Long Beach  
Ukleja Room, Walter Pyramid  
1250 Bellflower Blvd.  
Long Beach, CA 90840

Time: 10:30 AM

Legend: **A** = Action  
**I** = Information  
**V** = Verbal

**A. CALL TO ORDER**

1. **Approval of the Agenda** **A** p. 1

**B. PUBLIC COMMENTS**

**C. GENERAL ADMINISTRATION**

1. **Approval of Minutes –October 16, 2017** **A** p. 2  
*The Committee will be asked to approve the minutes from their last meeting.*
2. **AIME Loss Reports and Claim Trends** **I** p. 10  
*The Committee will receive a summary report from Health Special Risks, of the program’s claims experience and trends.*
3. **CSURMA Executive Committee Report** **I** p. 22  
*The Committee will receive a verbal report from the Executive Committee Liaison.*
4. **Renewal of Prospective Student Athletes Insurance** **A** p. 23  
*The Committee will receive a renewal proposal for the Prospective Student Athletes Insurance and take action as necessary.*

- 5. AIME Vendor Master Agreements** A p. 26  
*The Committee will be asked to discuss and make recommendations as respects the AIME Vendor Agreement, as discussed at its May 02, 2016 meeting, taking action as necessary.*
- 6. AIME Committee Nominations and Elections** A p. 27  
*The Committee will be asked to discuss potential nominations for adding new Committee members as discussed at its May 2017 meeting, taking action as necessary.*
- 7. Claims Administrator Service Agreement** A p. 29  
*The Committee will be asked to review and discuss Health Special Risks (HSR) Claims Administrator Service agreement, taking action as necessary.*
- 8. CSURMA AIME Newsletter** I p. 30  
*The Committee will be asked to discuss and recommend items for its next AIME Newsletter.*
- 9. 2017/2018 Risk Management Training** I p. 31  
*The Committee will receive a report from the task group as respects training recommendations for FY 2016/2017.*
- 10. CSURMA AIME Other Business** A p. 32  
*The Committee will be asked to discuss any additional business matters, taking action as necessary.*
- 11. CSURMA AIME 2018 Meeting Calendar** I p. 33  
*The CSURMA AIME 2017 meeting calendar as approved at its October 16, 2017 meeting.*

**D. CLOSED SESSION Pursuant to Cal. Gov. Code Sec. 11126(e)(1) & 11126(f)(1) –**  
*Action may be taken per Government Code Section 11126(e)(1) & 11126(f)(1). The matters below may be discussed. The Committee may take action or provide direction to Staff regarding the matters.*

*No items are scheduled for closed session at today's meeting.*



California State University Risk Management Authority

**E. INFORMATION ITEMS**

**1. CSURMA AIME Committee Members Roster**

**I** p. 35

**F. ADJOURNMENT**

*The next CSURMA AIME Committee meeting is scheduled to meet in May 14, 2018. If you have questions regarding the agenda package, please contact Stacey Weeks at [sweeks@alliant.com](mailto:sweeks@alliant.com) / (415) 403-1448.*

**APPROVAL OF THE AGENDA**

**ISSUE:** The Committee will be asked to approve the agenda for today's meeting.

**RECOMMENDATION:** Staff recommends that the Committee approve the agenda as presented.

**FISCAL IMPACT:** None.

**BACKGROUND:** None.

**PUBLICATION:** None.

**ATTACHMENT(S):** None.

**APPROVAL OF MINUTES – OCTOBER 16, 2017**

**ISSUE:** The Committee will be asked to review and approve the draft minutes from its October 16, 2017 meeting.

**RECOMMENDATION:** It is recommended that the Committee approve the minutes from its October 16, 2017 meeting, including corrections as necessary.

**FISCAL IMPACT:** None.

**BACKGROUND:** None.

**PUBLICATION:** None.

**ATTACHMENT(S):**

- a. CSURMA AIME Committee Meeting Minutes – October 16, 2017

**MINUTES OF THE CSURMA  
AIME COMMITTEE MEETING  
OCTOBER 16, 2017  
SAN FRANCISCO, CALIFORNIA**

**MEMBERS PRESENT**

Anita Barker, CSU Chico (Teleconference)  
Kelli Eberlein, CSU Fresno (Teleconference)  
Cindy Masner, CSU Long Beach (Teleconference)  
Brandon Padilla, CSU Sacramento  
Julie Rudy, Sonoma State University (Teleconference)  
Scott Shaw, San Jose State University  
Kristal Slover, CPSU, San Luis Obispo (Teleconference)  
Judy Van Leuven, CSU San Bernardino – EC Liaison (Teleconference)

**MEMBERS ABSENT**

Summer Rivera, CSU Fullerton

**STAFF, GUESTS & CONSULTANTS**

Tom Lenihan, Health Special Risks  
Rob Leong, Alliant Insurance Services  
Stacey Weeks, Alliant Insurance Services

**A. CALL TO ORDER**

The meeting was called to order at 10:35 a.m. by the Chair, Scott Shaw. Introductions were made. Scott explained the teleconference procedure, per Bagley-Keene where roll call voting is required and introductions were made.

**1. Approval of the Agenda**

A motion was made to approve the agenda with the revision to item 10 – vendor percentage.

**MOTION:** Brandon Padilla **SECOND:** Brandon Padilla **MOTION CARRIED**

| NAME            | AYES | ABSTAIN | NAYS | ABSENT |
|-----------------|------|---------|------|--------|
| Anita Barker    | X    |         |      |        |
| Kelli Eberlein  | X    |         |      |        |
| Cindy Masner    | X    |         |      |        |
| Brandon Padilla | X    |         |      |        |
| Summer Rivera   |      |         |      | X      |
| Julie Rudy      | X    |         |      |        |
| Scott Shaw      | X    |         |      |        |
| Kristal Slover  | X    |         |      |        |

**B. PUBLIC COMMENTS**

Scott Shaw, glad Julie Rudy is safe and doing well. Julie reported on Sonoma staff, all good. Everyone thinking of you.

**C. GENERAL ADMINISTRATION**

**C1. Approval of Meeting Minutes – May 01, 2017**

The following corrections made to the minutes:

- C1. Approval of AIME Meeting Minutes at *January 11, 2016 to January 11, 2017*

A motion was made to approve the meeting minutes of May 01, 2017 with the corrections as provided at today’s meeting.

**MOTION:** Cindy Masner **SECOND:** Kristal Slover **MOTION CARRIED**

| NAME            | AYES | ABSTAIN | NAYS | ABSENT |
|-----------------|------|---------|------|--------|
| Anita Barker    | X    |         |      |        |
| Kelli Eberlein  | X    |         |      |        |
| Cindy Masner    | X    |         |      |        |
| Brandon Padilla | X    |         |      |        |
| Summer Rivera   |      |         |      | X      |
| Julie Rudy      | X    |         |      |        |
| Scott Shaw      | X    |         |      |        |
| Kristal Slover  | X    |         |      |        |

**C2. AIME Financial Statement at June 30, 2017**

The financial statement at June 30, 2017 was discussed with the Committee. The program is funded at a 70% confidence level. Claim Paid/Legal is approximately \$3.6 million a little higher than what was budgeted and includes funding for A-G Administrators and HSR. CSURMA Accounting is going through an audit at this time.

Audited report to be received end of October 2017. Overall the budgeted numbers were realized with numbers with an uptick in claim payments.

### **C3. AIME Loss Reports and Claims Trend – HSR**

Scott Shaw reported that A-G Administrators had not provided loss information in time to place into the agenda. Tom Lenihan discussed the loss data and claims trend. Total paid for the 2015 at \$3.4 million; total paid for 2016 at \$2.2 million; and total paid to date for 2017 at \$26,000. The number of injuries is tracking compared to prior years. California Care is working and seeing an increase in deductibles and co-pays. Tom discussed the detailed claims graphs with the Committee. HSR is seeing a higher discount percentage than A-G. Tom discussed the “discounting” procedure with the Committee. HSR is not taking a fee when discounting (adjudicating) claims. Scott discussed the Program Agreement Discount agreement process and requested additional information from the Committee. Tom discussed the change with forwarding EOBs, where HSR’s IT is working to provide a copy of the EOB on-line rather than mailing EOBs in bulk. If a Member is looking to enter into an agreement with a service provider for discounting purposes, HSR can assist with pricing.

### **C4. CSURMA Executive Committee Report**

Jody Van Leuven reported on the Executive Committee meeting on September 8, 2017. The following was discussed and/or approved by the Executive Committee:

- Actuary reports were discussed with workers’ compensation increasing 6.9%
- Two dividends this year –Liability program over \$3 million and Workers’ Compensation over \$3 million
- Audits were conducted for the Workers’ Compensation and Liability programs. Rob reported the AIME audit will be conducted in 2018
- Pharmaceutical cost have leveled out to a 1% increase – lesson learned to apply to AIME program
- Discussed the State of CA restrictive
- Discussed new database Safety Risk Safety Model dashboard
- Finalize Earthquake coverage – CSURMA Earthquake program where FEMA funds would also be available
- Committee discussing domestic coverage for students
- Alliant and the Chancellor’s Office are visiting campuses/auxiliaries – will be doing the same for the AIME program

### **C5. AIME Actuarial Report as of June 30, 2017**

Rob Leong reported that each year CSURMA retains the services of an independent actuary to perform an actuarial study and develop loss costs for the program. The actuarial report is used to develop total funding goals for the next year. CSURMA has been utilizing Aon for many years and they are utilized in providing actuarial studies for other CSURMA programs. Rob discussed the actuarial report in detail with the

Committee and specifically discussed the actuaries conclusions detailed on page three of the report. The 70% confidence funding level is the level approved by the AIME Committee. When compared to last year’s report, there is a slight increase (4%) from what was projected. Rob discussed the cost per athlete levels and the projections for the upcoming year 2018/2019. The program is expecting increases due to medical increases. Rob also discussed the cost by sport and the many factors involved in determining the cost by sport.

Stacey Weeks discussed the difference between coverage for cheer/dance teams under the AIME program and the Club Sports program. Cheer/dance teams should be covered under both the AIME program and the Club Sports program. When cheer/dance teams are participating or practicing for a NCAA/NCIA event, they are covered under the AIME program. If they are participating in a fundraiser/parade, etc. and practicing for said event, cheer/dance should be covered under the Club Sports program.

A motion was made to accept the Actuarial Report as of June 30, 2017 and as presented at today’s meeting.

**MOTION:** Brandon Padilla    **SECOND:** Julie Rudy    **MOTION CARRIED**

| NAME            | AYES | ABSTAIN | NAYS | ABSENT |
|-----------------|------|---------|------|--------|
| Anita Barker    | X    |         |      |        |
| Kelli Eberlein  | X    |         |      |        |
| Cindy Masner    | X    |         |      |        |
| Brandon Padilla | X    |         |      |        |
| Summer Rivera   |      |         |      | X      |
| Julie Rudy      | X    |         |      |        |
| Scott Shaw      | X    |         |      |        |
| Kristal Slover  | X    |         |      |        |

**C6. Fiscal Year 2018/2019 AIME Program Deposits**

Rob reported on the “early bird projections”, where from the census information received, and the expected losses, expenses, and total contributions for all Members, there is an overall increase of 3.4%. The increase is due to the rise of medical costs. Those Members highlighted in “yellow” are Members whose AIME rates are increasing higher than the overall 3.4%. Alliant work with these campuses to determine what can be done to bring down the rates. Rob reported Alliant’s intent to “go on the road” to the five Members as a priority and then to the remainder of the Members.

A motion was made to approve the 2018/2019 AIME Program Deposits recommend to the EC to adopt, as discussed at today’s meeting.

**MOTION:** Cindy Masner    **SECOND:** Julie Rudy    **MOTION CARRIED**

| NAME            | AYES | ABSTAIN | NAYS | ABSENT |
|-----------------|------|---------|------|--------|
| Anita Barker    | X    |         |      |        |
| Kelli Eberlein  | X    |         |      |        |
| Cindy Masner    | X    |         |      |        |
| Brandon Padilla | X    |         |      |        |
| Summer Rivera   |      |         |      | X      |
| Julie Rudy      | X    |         |      |        |
| Scott Shaw      | X    |         |      |        |
| Kristal Slover  | X    |         |      |        |

**C7. Estimated Target Reserve Funding Analysis at June 30, 2017**

Rob Leong reported that every year the Committee adopts a Target Reserve Funding to assure the long-term financial strength of the AIME risk pool which includes an element of self-insurance as of the last fiscal year. Target Reserve Funding aids the Committee in reviewing its funding goals, assess possible impacts on future rates, and determine a dividend from reserve funds or an assessment to fund deficits. Rob reported that Staff did a funding analysis at a 70% confidence level, where the AIME Program will achieve its funding goal.

**C8. AIME Vendor Master Agreements**

Scott reported on the DonJoy agreement that has been finalized and ready to be utilized Systemwide. If anyone has any questions, let him know. Brandon reported on the agreement he is currently working with “Game Ready”. The agreement provides for a “flat rate” of \$2,200. Brandon is also negotiating additional optional pricing. The Committee discussed “renting” vs “buying”.

**C9. Review of the AIME Committee Nominations and Elections**

The Committee discussed at prior meetings, adding additional Committee members. In the discussion, Committee members offered recommendations of potential Committee members. The Committee discussed the potential nominee’s and determined that additional discussions and recommendations were required. The Committee discussed “balance” on the Committee and will ask if anyone in Division 2 would be interested in serving on the Committee.

**C10. CSURMA AIME Newsletter**

Scott reported on the first of the CSURMA AIME Newsletters that went out mid-October 2017. The Newsletter provided information regarding the enhancements to the Plan of Benefits in addition to many other information items the Committee recommended to communicate to the AIME members. Scott asked that recommendations for future newsletters be forwarded to Alliant.

### **C11. CSURMA Concussion Management Report**

Stacey explained the concussion management report where Dr. Ortega was hired to develop a concussion management report. The report provides a wider scope of what campuses are doing as concussion protocol. This is a draft report that is *not* for publication. Dr. Ortega's findings is that concussion management protocols are exceeding the NCAA protocol. The Chancellor's Office recognizes this to be a serious topic. Recommendations could be made to increase staff and test equipment often. Scott discussed the concern where recreation sports is a big issue (emphasis on recreation sports).

### **C12. CSURMA Drones Insurance Bulletin**

Rob discussed the CSURMA Drone program (DRIP) covers Aviation Liability for small drones (55lbs) that are owned, non-owned or hired and operated for non-commercial purposes by a campus and/or its Auxiliary Organizations. Other drones, including larger drones or any drone used for commercial purposes can be included after special underwriting attention.

### **C13. Review of CSURMA AIME 2018 Calendar**

The Committee discussed and approved the following 2018 AIME Committee meeting dates and places:

- January 22, 2018 – CSU Long Beach (moved date from January 15<sup>th</sup>)
- May 14, 2018 – Alliant Sacramento Office (moved date from May 7<sup>th</sup>)
- October 15, 2018 – TBD

### **C14. 2017/2018 Risk Management Training**

Scott reported on the Division 2 conference meeting attended by Scott and Stacey. The Plan of Benefits was discussed, and questions regarding the Plan were discussed. "How to File a Claim" was also discussed, as well as the transition with A-G / HSR.

### **C15. CSURMA AIME Other Business**

The Committee discussed the following items:

- A-G completed the "run-off" – will work with HSR to pay – will formalize and finalize procedure – working with OCG to develop procedures going forward and obtaining loss information – Kristal afraid A-G has several open claims
- Webinars – Presidium
- Athletic Trainer Certification (CAT) licensing issue and legislation - support needed - state laws violation

- Mental Health – Staff continuing to discuss a standalone program with underwriters – keep looking into carving this coverage out
- Domestic Health Insurance – Staff meeting with underwriters
- Proof of student athlete status
- Foreign Travel Coverage – conduct an orientation

#### **D. CLOSED SESSION**

No items scheduled for closed session at today's meeting.

#### **E. INFORMATION ITEMS**

##### **E1. AIME Committee and Staff Directory**

Please provide revisions and updates to Stacey Weeks.

#### **F. Adjournment**

The meeting was adjourned at 1:12 p.m.

**AIME LOSS REPORTS AND CLAIM TRENDS - HSR**

**ISSUE:** The Committee will hear a report from Health Special Risks (HSR), the Claims Administrator on loss experience and claim trends for the period beginning July 1, 2015.

**RECOMMENDATION:** No action is requested.

**FISCAL IMPACT:** Information Item only.

**BACKGROUND:** HSR provides third party claims administration. Effective July 1, 2015

**PUBLICATION:** None

**ATTACHMENT(S):**

- a. Monthly Claims Payment Summaries by Campus/Paid at December 31, 2017.



California State University Risk Management Authority

# **ATHLETIC INJURY MEDICAL EXPENSE COMMITTEE MEETING**

**MONDAY JANUARY 22, 2018**

**California State University, Long Beach**

***Health Special Risk, Inc.***

**AIME Loss Reports & Claim Trends  
as of December 31, 2017**

***Tom Lenihan, President, Health Special Risk, Inc.***  
*HSR Plaza II, 4100 Medical Parkway, Carrollton, Texas 75007*  
*(972) 512-5600 - [www.healthspecialrisk.com](http://www.healthspecialrisk.com)*

# CSURMA CLAIMS PAID ANALYSIS

## Year # 1: 2015/2016 Policy Year

| CSU Campus                     | # of Injuries | # of Claims  | # Injuries w Primary Insurance payments | % of Total Injuries | Total Amount Claimed | Primary Insurance Payment | CSU Campus Discount | HSR PPO Discounts  | HSR Payments       |
|--------------------------------|---------------|--------------|---|---------------------|----------------------|---------------------------|---------------------|--------------------|--------------------|
| CALIFORNIA MARITIME ACADEMY    | 33            | 42           | 28                                      | 85%                 | \$77,530             | \$10,637                  | \$0                 | \$14,660           | \$10,998           |
| CSPU, POMONA                   | 54            | 89           | 40                                      | 74%                 | \$113,434            | \$27,758                  | \$0                 | \$14,365           | \$25,113           |
| CSPU, SAN LUIS OBISPO          | 663           | 1,088        | 514                                     | 78%                 | \$1,357,179          | \$250,073                 | \$2,384             | \$111,870          | \$228,285          |
| CSU, BAKERSFIELD               | 225           | 406          | 182                                     | 81%                 | \$551,131            | \$96,672                  | \$0                 | \$32,229           | \$97,848           |
| CSU, CHICO                     | 50            | 83           | 45                                      | 90%                 | \$464,020            | \$128,340                 | \$0                 | \$2,475            | \$33,898           |
| CSU, DOMINGUEZ HILLS           | 110           | 245          | 59                                      | 54%                 | \$697,265            | \$34,875                  | \$49,049            | \$264,877          | \$242,834          |
| CSU, EAST BAY                  | 14            | 19           | 8                                       | 57%                 | \$11,802             | \$893                     | \$0                 | \$0                | \$4,427            |
| CSU, FRESNO                    | 357           | 552          | 182                                     | 51%                 | \$2,477,716          | \$199,836                 | \$666,834           | \$324,111          | \$403,875          |
| CSU, FULLERTON                 | 276           | 397          | 169                                     | 61%                 | \$424,053            | \$45,149                  | \$19,765            | \$57,555           | \$135,049          |
| CSU, LONG BEACH                | 408           | 629          | 231                                     | 57%                 | \$912,899            | \$130,510                 | \$110,156           | \$133,834          | \$249,080          |
| CSU, LOS ANGELES               | 37            | 75           | 9                                       | 24%                 | \$207,636            | \$3,158                   | \$0                 | \$124,354          | \$77,517           |
| CSU, MONTEREY BAY              | 284           | 420          | 225                                     | 79%                 | \$521,077            | \$114,844                 | \$19,200            | \$62,354           | \$95,627           |
| CSU, NORTHRIDGE                | 230           | 348          | 120                                     | 52%                 | \$1,037,739          | \$26,997                  | \$243,005           | \$271,779          | \$314,944          |
| CSU, SACRAMENTO                | 727           | 1,240        | 481                                     | 66%                 | \$2,733,756          | \$476,845                 | \$29,645            | \$541,388          | \$687,571          |
| CSU, SAN BERNARDINO            | 54            | 82           | 26                                      | 48%                 | \$152,998            | \$7,909                   | \$0                 | \$4,119            | \$17,648           |
| CSU, SAN MARCOS                | 71            | 123          | 48                                      | 68%                 | \$180,082            | \$27,325                  | \$13,365            | \$29,993           | \$54,417           |
| CSU, STANISLAUS                | 45            | 87           | 35                                      | 78%                 | \$390,595            | \$100,315                 | \$0                 | \$8,571            | \$28,491           |
| HUMBOLDT STATE UNIVERSITY      | 46            | 64           | 36                                      | 78%                 | \$334,369            | \$79,492                  | \$0                 | \$0                | \$24,112           |
| SAN DIEGO STATE UNIVERSITY     | 895           | 1,193        | 361                                     | 40%                 | \$2,014,483          | \$263,623                 | \$202,523           | \$202,208          | \$379,985          |
| SAN FRANCISCO STATE UNIVERSITY | 73            | 104          | 53                                      | 73%                 | \$405,963            | \$99,550                  | \$18,929            | \$50,412           | \$86,666           |
| SAN JOSE STATE UNIVERSITY      | 475           | 694          | 349                                     | 73%                 | \$2,057,515          | \$246,447                 | \$435,339           | \$116,629          | \$311,519          |
| SONOMA STATE UNIVERSITY        | 75            | 134          | 61                                      | 81%                 | \$436,134            | \$139,118                 | \$0                 | \$29,943           | \$66,524           |
| <b>Totals:</b>                 | <b>5,202</b>  | <b>8,114</b> | <b>3,262</b>                            | <b>63%</b>          | <b>\$17,559,375</b>  | <b>\$2,510,367</b>        | <b>\$1,810,194</b>  | <b>\$2,397,725</b> | <b>\$3,576,426</b> |

# CSURMA CLAIMS PAID ANALYSIS

## Year # 2: 2016/2017 Policy Year

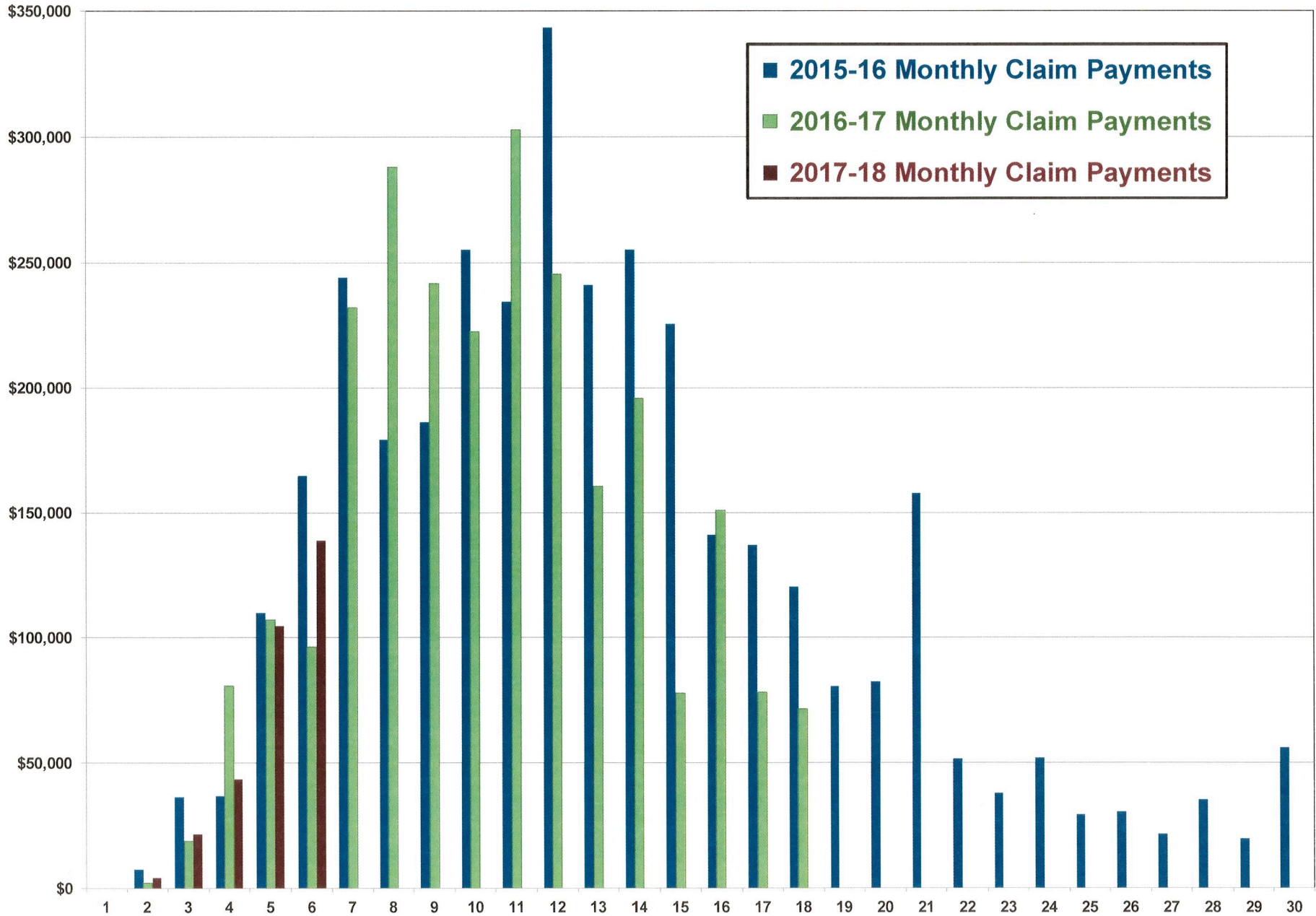
| CSU Campus                     | # of Injuries | # of Claims  | # Injuries w Primary Insurance payments | % of Total Injuries | Total Amount Claimed | Primary Insurance Payment | CSU Campus Discount | HSR PPO Discounts  | HSR Payments       |
|--------------------------------|---------------|--------------|---|---------------------|----------------------|---------------------------|---------------------|--------------------|--------------------|
| CALIFORNIA MARITIME ACADEMY    | 18            | 34           | 14                                      | 78%                 | \$83,906             | \$22,506                  | \$0                 | \$0                | \$10,830           |
| CSPU, POMONA                   | 75            | 185          | 43                                      | 57%                 | \$256,006            | \$20,355                  | \$18,235            | \$45,175           | \$58,742           |
| CSPU, SAN LUIS OBISPO          | 633           | 1,035        | 458                                     | 72%                 | \$1,136,083          | \$154,078                 | \$3,709             | \$182,690          | \$272,085          |
| CSU, BAKERSFIELD               | 257           | 449          | 162                                     | 63%                 | \$787,569            | \$93,014                  | \$0                 | \$223,149          | \$172,932          |
| CSU, CHICO                     | 46            | 83           | 38                                      | 83%                 | \$424,826            | \$60,464                  | \$0                 | \$1,690            | \$17,578           |
| CSU, DOMINGUEZ HILLS           | 154           | 267          | 64                                      | 42%                 | \$659,614            | \$74,190                  | \$30,500            | \$150,556          | \$238,312          |
| CSU, EAST BAY                  | 40            | 52           | 20                                      | 50%                 | \$152,375            | \$15,225                  | \$0                 | \$321              | \$13,725           |
| CSU, FRESNO                    | 298           | 451          | 174                                     | 58%                 | \$1,796,112          | \$231,845                 | \$575,888           | \$171,108          | \$287,409          |
| CSU, FULLERTON                 | 258           | 362          | 121                                     | 47%                 | \$391,392            | \$57,152                  | \$4,333             | \$64,425           | \$95,948           |
| CSU, LONG BEACH                | 324           | 506          | 194                                     | 60%                 | \$495,520            | \$75,658                  | \$41,440            | \$71,420           | \$120,727          |
| CSU, LOS ANGELES               | 27            | 71           | 15                                      | 56%                 | \$152,462            | \$12,136                  | \$0                 | \$62,700           | \$34,750           |
| CSU, MONTEREY BAY              | 165           | 190          | 87                                      | 53%                 | \$187,138            | \$71,055                  | \$3,615             | \$9,418            | \$39,157           |
| CSU, NORTHRIDGE                | 122           | 234          | 68                                      | 56%                 | \$771,186            | \$41,242                  | \$15,457            | \$180,446          | \$158,807          |
| CSU, SACRAMENTO                | 591           | 1,073        | 257                                     | 43%                 | \$1,484,885          | \$120,306                 | \$114,212           | \$304,644          | \$501,470          |
| CSU, SAN BERNARDINO            | 66            | 96           | 37                                      | 56%                 | \$137,473            | \$19,339                  | \$0                 | \$31,752           | \$22,262           |
| CSU, SAN MARCOS                | 59            | 111          | 51                                      | 86%                 | \$409,816            | \$50,047                  | \$3,056             | \$35,427           | \$43,474           |
| CSU, STANISLAUS                | 42            | 61           | 39                                      | 93%                 | \$216,646            | \$74,953                  | \$0                 | \$2,934            | \$24,923           |
| HUMBOLDT STATE UNIVERSITY      | 32            | 47           | 23                                      | 72%                 | \$234,095            | \$86,962                  | \$0                 | \$340              | \$40,097           |
| SAN DIEGO STATE UNIVERSITY     | 505           | 683          | 172                                     | 34%                 | \$1,277,092          | \$75,389                  | \$397,725           | \$95,105           | \$247,889          |
| SAN FRANCISCO STATE UNIVERSITY | 51            | 70           | 39                                      | 76%                 | \$266,952            | \$53,913                  | \$0                 | \$2,318            | \$11,212           |
| SAN JOSE STATE UNIVERSITY      | 281           | 416          | 182                                     | 65%                 | \$680,473            | \$129,384                 | \$135,245           | \$45,513           | \$134,947          |
| SONOMA STATE UNIVERSITY        | 74            | 115          | 63                                      | 85%                 | \$165,615            | \$83,391                  | \$0                 | \$1,468            | \$27,213           |
| <b>Totals:</b>                 | <b>4,118</b>  | <b>6,591</b> | <b>2,321</b>                            | <b>56%</b>          | <b>\$12,167,236</b>  | <b>\$1,622,604</b>        | <b>\$1,343,415</b>  | <b>\$1,682,599</b> | <b>\$2,574,489</b> |

# CSURMA CLAIMS PAID ANALYSIS

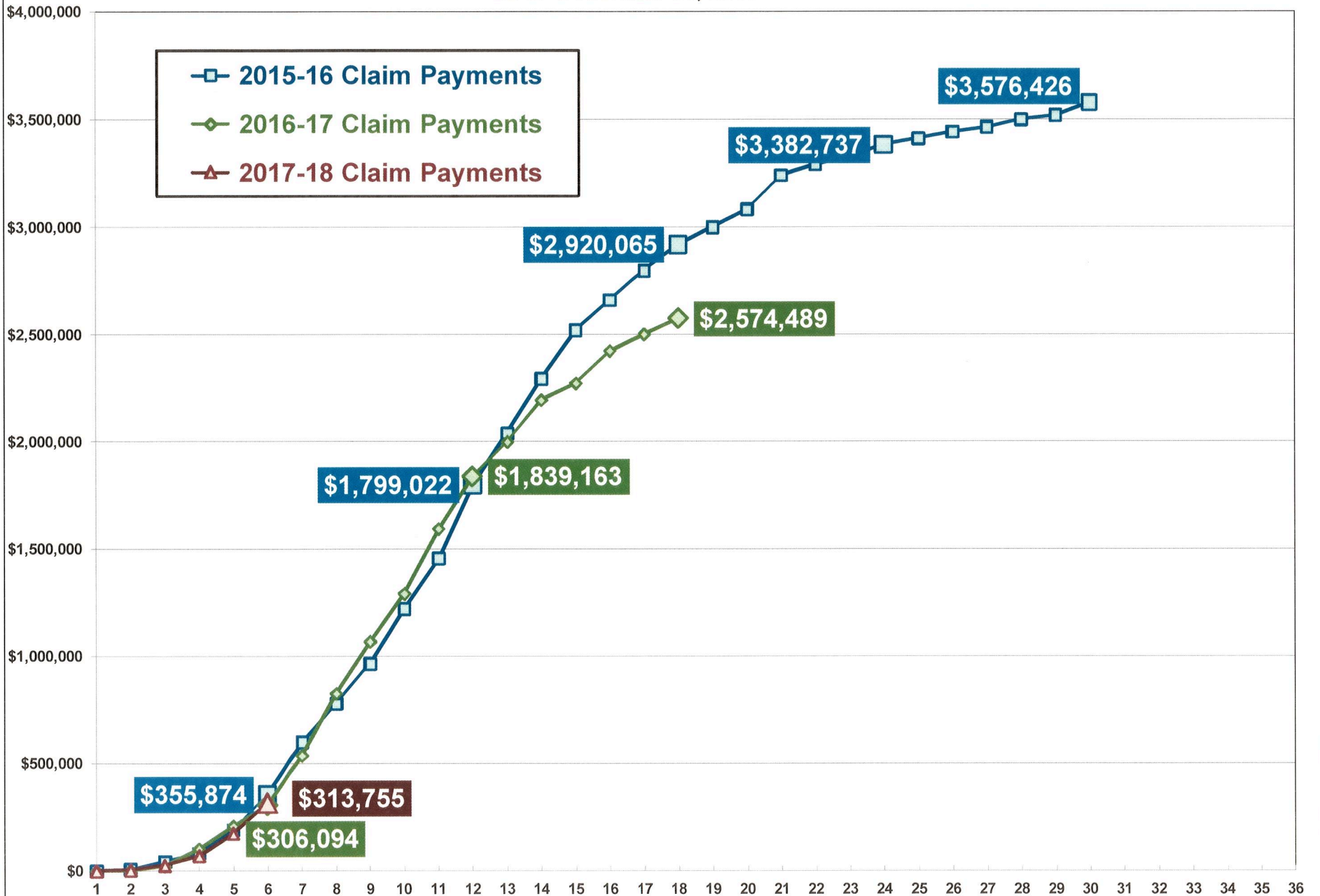
## Year # 3: 2017/2018 Policy Year

| CSU Campus                  | # of Injuries | # of Claims  | # Injuries w Primary Insurance payments | % of Total Injuries | Total Amount Claimed | Primary Insurance Payment | CSU Campus Discount | HSR PPO Discounts | HSR Payments     |
|-----------------------------|---------------|--------------|---|---------------------|----------------------|---------------------------|---------------------|-------------------|------------------|
| CALIFORNIA MARITIME ACADEMY | 16            | 17           | 5                                       | 31%                 | \$6,063              | \$1,057                   | \$0                 | \$1,076           | \$2,008          |
| CSPU, POMONA                | 27            | 39           | 11                                      | 41%                 | \$8,355              | \$1,508                   | \$0                 | \$2,763           | \$3,291          |
| CSPU, SAN LUIS OBISPO       | 109           | 139          | 43                                      | 39%                 | \$41,884             | \$9,266                   | \$402               | \$321             | \$13,794         |
| CSU, BAKERSFIELD            | 59            | 96           | 17                                      | 29%                 | \$95,816             | \$1,504                   | \$42                | \$53,378          | \$35,381         |
| CSU, CHICO                  | 7             | 15           | 3                                       | 43%                 | \$58,019             | \$5,186                   | \$0                 | \$19,612          | \$13,793         |
| CSU, DOMINGUEZ HILLS        | 36            | 60           | 6                                       | 17%                 | \$56,002             | \$2,840                   | \$0                 | \$22,373          | \$23,248         |
| CSU, EAST BAY               | 14            | 17           | 5                                       | 36%                 | \$10,503             | \$3,017                   | \$0                 | \$0               | \$1,260          |
| CSU, FRESNO                 | 67            | 99           | 31                                      | 46%                 | \$137,487            | \$3,353                   | \$81,912            | \$4,045           | \$29,346         |
| CSU, FULLERTON              | 52            | 73           | 15                                      | 29%                 | \$53,835             | \$4,019                   | \$1,251             | \$16,584          | \$19,306         |
| CSU, LONG BEACH             | 68            | 79           | 10                                      | 15%                 | \$46,215             | \$20,450                  | \$0                 | \$0               | \$3,649          |
| CSU, LOS ANGELES            | 3             | 4            | 0                                       | 0%                  | \$858                | \$0                       | \$0                 | \$0               | \$858            |
| CSU, MONTEREY BAY           | 60            | 65           | 17                                      | 28%                 | \$59,909             | \$10,602                  | \$0                 | \$1,919           | \$7,555          |
| CSU, NORTHRIDGE             | 20            | 30           | 3                                       | 15%                 | \$114,107            | \$480                     | \$561               | \$72,557          | \$40,081         |
| CSU, SACRAMENTO             | 188           | 269          | 61                                      | 32%                 | \$354,863            | \$53,960                  | \$89,461            | \$12,863          | \$58,007         |
| CSU, SAN BERNARDINO         | 13            | 21           | 3                                       | 23%                 | \$29,481             | \$0                       | \$0                 | \$18,653          | \$10,128         |
| CSU, SAN MARCOS             | 21            | 28           | 17                                      | 81%                 | \$15,238             | \$3,372                   | \$717               | \$0               | \$4,333          |
| CSU, STANISLAUS             | 2             | 2            | 1                                       | 50%                 | \$3,889              | \$102                     | \$0                 | \$1,473           | \$1,285          |
| HUMBOLDT STATE UNIVERSITY   | 2             | 2            | 1                                       | 50%                 | \$175                | \$61                      | \$0                 | \$0               | \$26             |
| SAN DIEGO STATE UNIVERSITY  | 28            | 35           | 0                                       | 0%                  | \$47,819             | \$0                       | \$23,682            | \$1,815           | \$7,724          |
| SAN FRANCISCO STATE UNIVERS | 2             | 3            | 1                                       | 50%                 | \$3,641              | \$0                       | \$0                 | \$0               | \$1,869          |
| SAN JOSE STATE UNIVERSITY   | 98            | 117          | 42                                      | 43%                 | \$227,936            | \$25,364                  | \$121,602           | \$1,525           | \$35,492         |
| SONOMA STATE UNIVERSITY     | 8             | 9            | 1                                       | 13%                 | \$1,438              | \$0                       | \$0                 | \$0               | \$1,322          |
| <b>Totals:</b>              | <b>900</b>    | <b>1,219</b> | <b>293</b>                              | <b>33%</b>          | <b>\$1,373,533</b>   | <b>\$146,138</b>          | <b>\$319,630</b>    | <b>\$230,957</b>  | <b>\$313,755</b> |

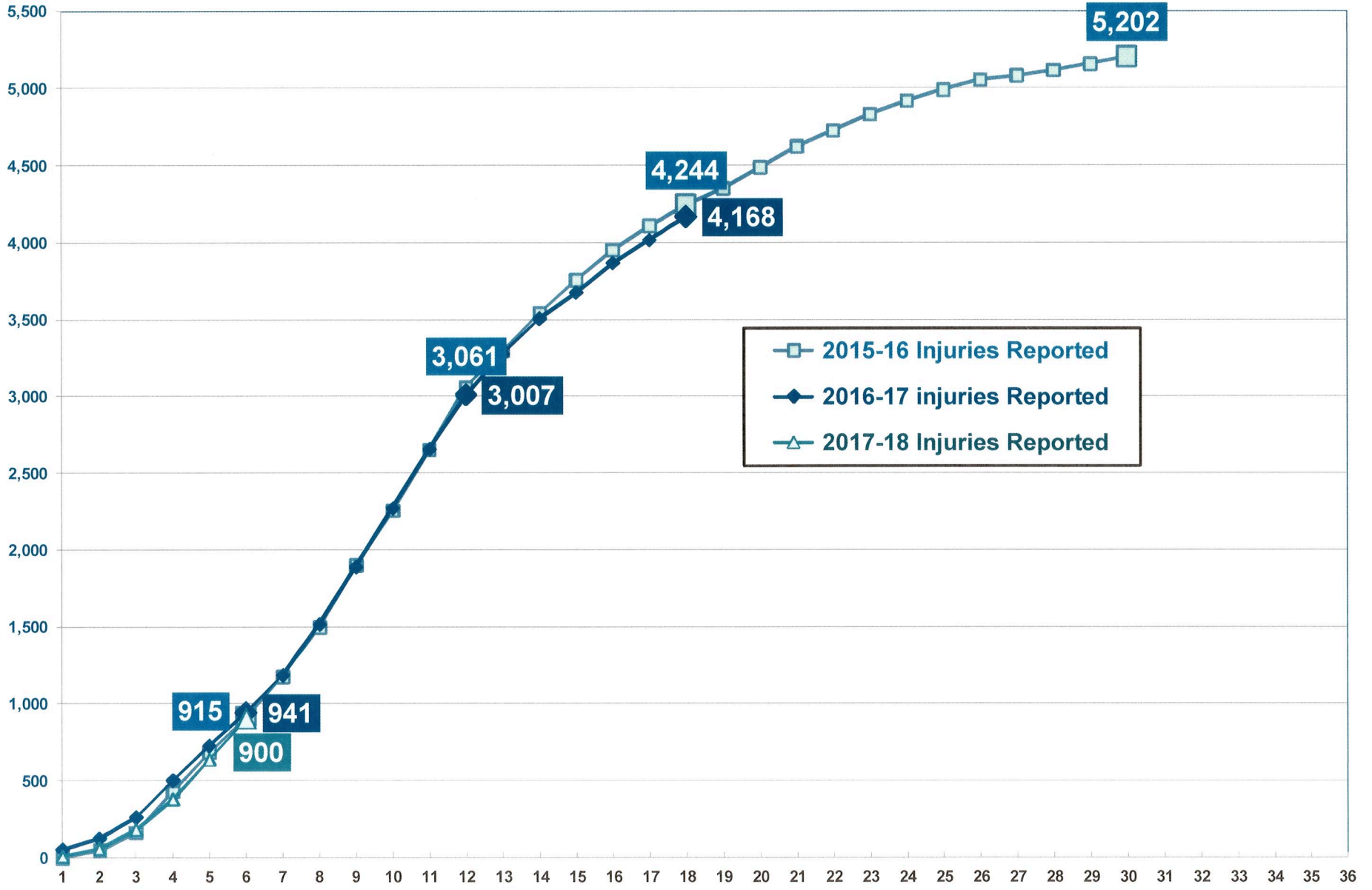
*Health Special Risk, Inc. - CSURMA Monthly HSR Claim Payments by Policy Year*  
as of December 31, 2017



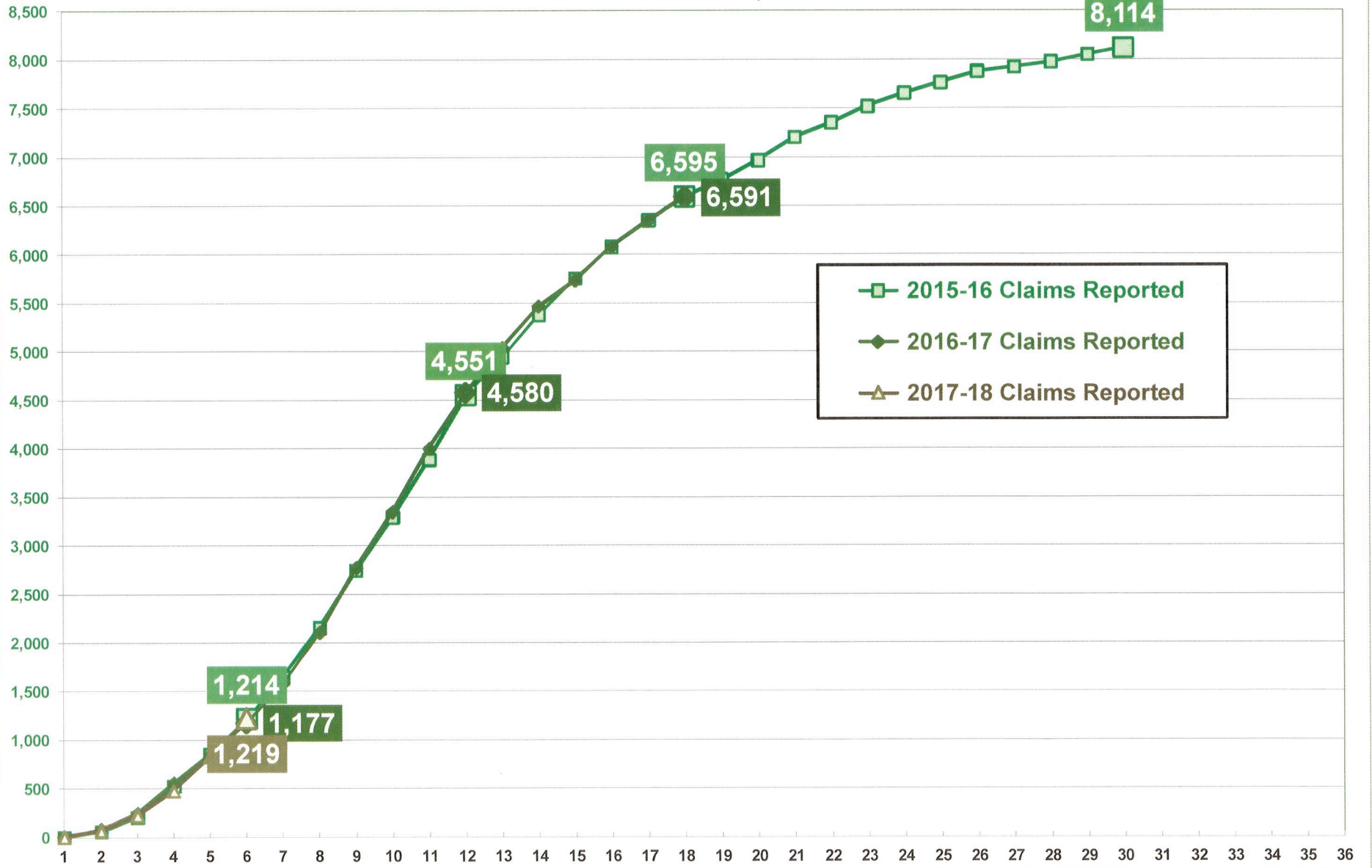
*Health Special Risk, Inc. - CSURMA Year-to-Date HSR Claim Payments by Policy Year*  
as of December 31, 2017



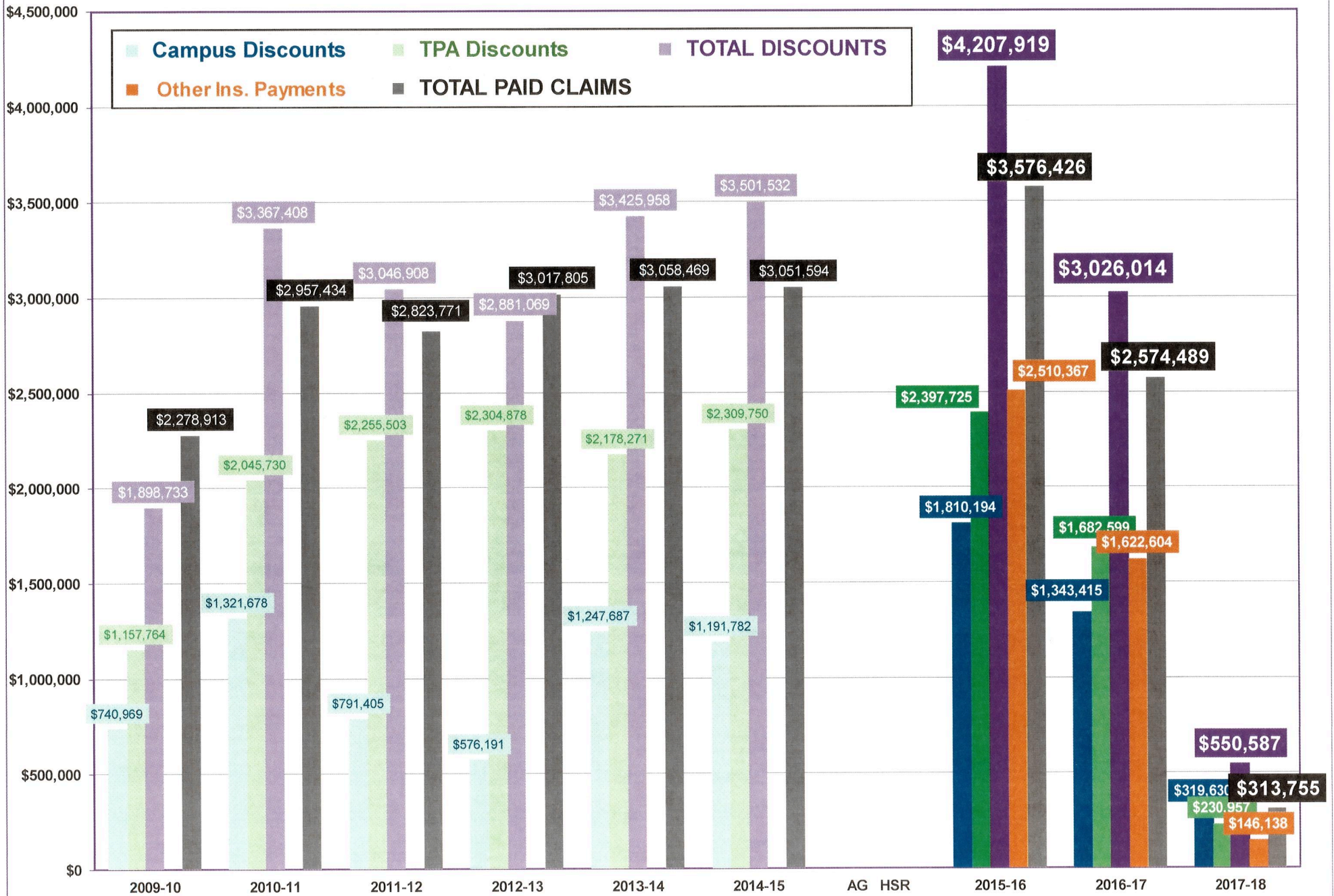
*Health Special Risk, Inc. - CSURMA Year-to-Date Injuries Reported*  
as of December 31, 2017



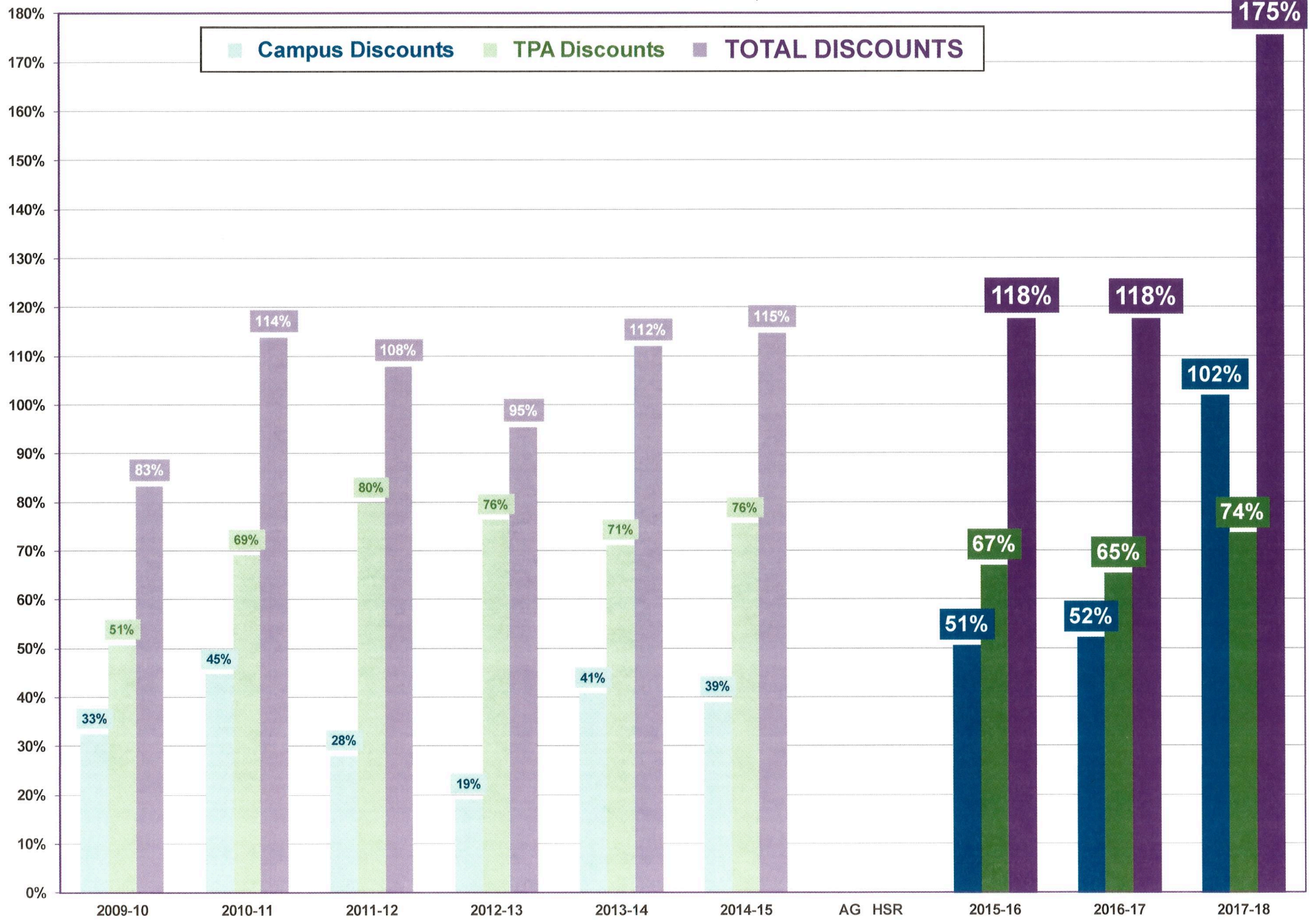
*Health Special Risk, Inc. - CSURMA - Year-to-Date Claims Received*  
as of December 31, 2017



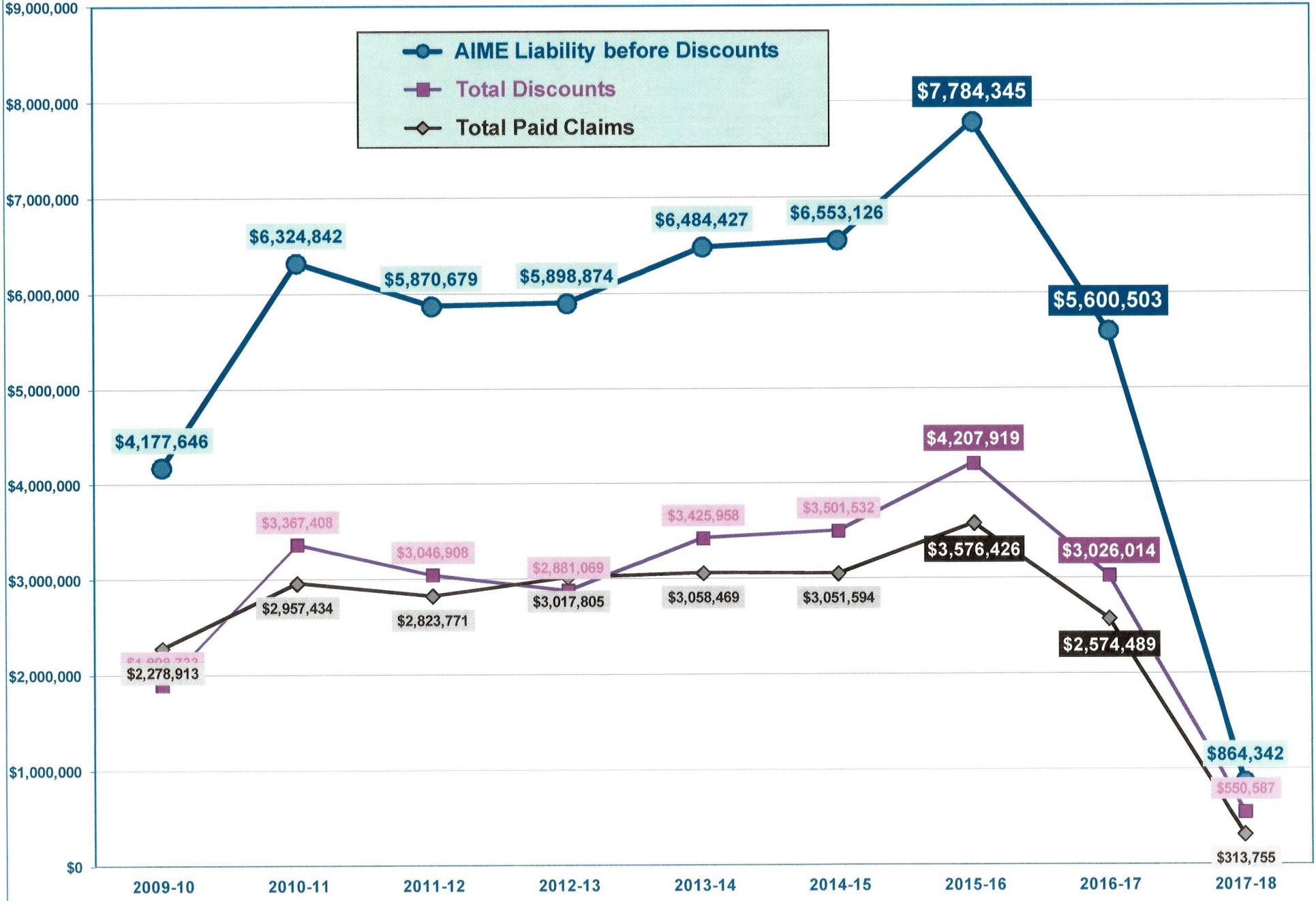
## Health Special Risk - CSURMA Discounts Achieved vs. Paid Claims Amounts as of December 31, 2017



**Health Special Risk, Inc. - CSURMA Discount % vs. Total Paid Claims  
as of December 31, 2017**



**Health Special Risk, Inc. - AIME Overall Claims Liability before Discounts**  
as of December 31, 2017



## **CSURMA EXECUTIVE COMMITTEE REPORT**

**ISSUE:** The AIME Committee will receive a report from the CSURMA Executive Committee Liaison, Jody Van Leuven, regarding the Executive Committee's January 2018 meeting.

**RECOMMENDATION:** This is an information item only; no action is required.

**FISCAL IMPACT:** None.

**BACKGROUND:** Jody Van Leuven, CSU San Bernardino, is the Executive Committee Liaison for AIME.

**PUBLICATION:** None.

**ATTACHMENT(S):** None.

**RENEWAL OF PROSPECTIVE STUDENT ATHLETES  
INSURANCE PROGRAM**

**ISSUE:** AIME purchases Prospective Student Athletes Insurance to cover prospective student athletes (PSA) at an NCAA member school, while participating in an on-campus evaluation as a PSA. The Committee will receive a report from Staff regarding the renewal proposal for Prospective Student Athletes Insurance program, and be asked to discuss the proposal.

The Table below shows CSURMA’s historical and current coverage program and renewal costs. The Prospective Student Athletes coverage is effective February 1, 2017 – February 1, 2018.

**Table 1**  
**CSURMA Historical Prospective Student Athletes Coverage**  
**Premiums & Coverage**

| <b>Year</b> | <b>Carrier</b>        | <b>Limits</b> | <b>Deductible</b> | <b>Premium</b> |
|-------------|-----------------------|---------------|-------------------|----------------|
| 2014/15     | ACE Insurance Company | \$10,000      | \$ 0              | \$ 5,025       |
| 2015/16     | ACE Insurance Company | \$10,000      | \$ 0              | \$ 5,025       |
| 2016/17     | ACE Insurance Company | \$10,000      | \$ 0              | \$ 5,025       |
| 2017/18     | ACE Insurance Company | \$10,000      | \$ 0              | \$ 5,025       |
| 2018/19*    | ACE Insurance Company | \$10,000      | \$ 0              | TBD            |

\*Quoted Renewal Cost

**RECOMMENDATION:** It is recommended that the Committee review and accept the renewal quote for the Prospective Student Athletes coverage.

**FISCAL IMPACT:** Total cost for the renewal of the Student Travel Accident for 2017/2018 is \$5,025, and reflects no increase in cost. The amount is within the FY 2017/2018 budgeted amount.

**BACKGROUND:** At the NCAA Convention in January 2011, the Legislative Council approved a proposal “eligibility” of a men’s basketball prospective student-athlete. The NCAA defines a “prospective student-athlete” as any individual who has started classes for the seventh grade and is not enrolled in the member institution at the time of the practice or test. The Prospective Student Athletes policy provides coverage for injuries to CSU prospective student athletes ages 14 – 25 participating in sponsored and supervised tryouts.

**ATTACHMENT(S):** Prospective Student Athlete PAI Summary

**INSURER:**  
ACE USA Accident &  
Health

**POLICY TERM:**  
February 1, 2017 to  
February 1, 2018

**POLICY NO:**  
PTPN04963775



**QUESTIONS:**

**Stacey L. Weeks**  
(415) 403-1448  
[sweeks@alliant.com](mailto:sweeks@alliant.com)

**Robert Leong**  
(415) 403-1441  
[rleong@alliant.com](mailto:rleong@alliant.com)

**Van Rin**  
(415) 403-1408  
[vrin@alliant.com](mailto:vrin@alliant.com)

**COVERED NAME ENTITY:**

California State University Risk Management Authority (CSURMA)

**COVERED MEMBERS:**

1. California State University, Bakersfield
2. California State University, Chico
3. California State University, Dominguez Hills
4. California State University, East Bay
5. California State University, Fresno
6. California State University, Fullerton
7. Humboldt State University
8. California State University, Long Beach
9. California State University, Los Angeles
10. California Maritime Academy
11. California State University, Monterey Bay
12. California State University, Northridge
13. California State Polytechnic University, Pomona
14. California State University, Sacramento
15. California State University, San Bernardino
16. San Diego State University
17. San Francisco State University
18. San Jose State University
19. California Polytechnic State University, San Luis Obispo
20. California State University, San Marcos
21. Sonoma State University
22. California State University, Stanislaus

**COVERAGE PARTIES:**

All prospective student athletes ages 14 to 25 participating in Basketball tryouts sponsored and supervised by the Policyholder at one of any of the above referenced named campuses

**COVERED ACTIVITIES:**

Sponsored Activities not including travel to and from home

**SCOPE OF COVERAGE:**

Provides Travel Accident benefits to all athletes participating in sports including off season conditioning. Travel to and from a sponsored game (including play or practice and off season physical conditioning) as part of a group in transportation arranged by the policyholder

**LIMITS / SUB-LIMIT / DEDUCTIBLE:**

|  |                                      |
|--|--------------------------------------|
| \$10,000   | Accidental Death & Dismemberment     |
| \$1,000,000  | Benefit Maximum per Covered Accident |
| \$0  | Deductible                           |
| 104 weeks  | Maximum Benefit Period               |
| 60 days from<br>date of the<br>covered<br>accident | Insured Period                       |

**INSURER:**  
ACE USA Accident &  
Health

**POLICY TERM:**  
February 1, 2017 to  
February 1, 2018

**POLICY NO:**  
PTPN04963775



**QUESTIONS:**

**Stacey L. Weeks**  
(415) 403-1448  
[sweeks@alliant.com](mailto:sweeks@alliant.com)

**Robert Leong**  
(415) 403-1441  
[rleong@alliant.com](mailto:rleong@alliant.com)

**Van Rin**  
(415) 403-1408  
[vrin@alliant.com](mailto:vrin@alliant.com)

**COMMON EXCLUSIONS (Major but not limited too:**

1.
  - a. Intentionally self-inflicted injury
  - b. Suicide or attempted suicide
  - c. War or any act of war, whether declared or not
  - d. A Covered Accident that occurs while on active duty service in the military, naval or air force of any country or international organization
  - e. Sickness, disease, bodily or mental infirmity, bacterial or viral infection, or medical or surgical treatment thereof, except for any bacterial infection resulting from an accidental external cut or wound or accidental ingestion of contaminated food
  - f. Piloting or serving as a crewmember in any aircraft (except as provided by the Policy)
  - g. Commission of, or attempt to commit, a felony
  - h. The covered Person being legally intoxicated as determined according to the laws of the jurisdiction in which the Injury occurred
  - i. Riding in any aircraft except as a fare-paying passenger on a regularly scheduled or charter airline
  - j. Injury covered by workers' compensation, employers'; liability laws, or similar occupational benefits
  - k. Injury or loss contributed to the use of any drug or narcotic, except as prescribed by a Doctor

**HOW TO REPORT A CLAIM:**

**THIRD PARTY CLAIMS ADMINISTRATOR (Effective July 1, 2015)**

**Health Special Risk, Inc. (HSR)**  
HSR Plaza II, 4100 Medical Parkway  
Carrollton, TX 75007

## **AIME VENDOR MASTER AGREEMENTS**

**ISSUE:** The Committee Chair, Scott Shaw has been working on behalf of the Committee in obtaining a standard discount for all of the CSU schools with vendors. The goal would be to standardize discounts. By standardizing discounts, it would ease billing challenges. The Committee will be asked to discuss and make recommendations to potentially obtain standard discounts for all of the CSU schools with vendors.

**RECOMMENDATION:** It is recommended that the Committee discuss and make recommendations for future agreements, and take action as necessary.

**FISCAL IMPACT:** None.

**BACKGROUND:** The Committee Chair, Scott Shaw has been working on behalf of the Committee in obtaining a standard discount for all AIME members with vendors. The standard discount would be available for all AIME members to use at their discretion. The third party administrators and some AIME members have had discounts in place and the goal would be to standardize the discounts.

**PUBLICATION:** None.

**ATTACHMENT(S):** None.

**REVIEW OF THE AIME COMMITTEE  
NOMINATIONS AND ELECTIONS**

**ISSUE:** Effective July 1, 2017, three seats were up for election to serve two-year terms. The Chair's term ended June 30, 2017. The Committee discussed at its October 2015 to discuss adding an additional Committee member. The Committee will be asked to review the Terms of Office and discuss nominations for additional Committee members.

**RECOMMENDATION:** The Committee is asked to discuss nominations for additional Committee members.

**FISCAL IMPACT:** None

**BACKGROUND:** AIME Committee members serve two-year terms. The goal of staggering the seat elections is to maintain continuity, so that AIME benefits from the expertise Committee members develop during their terms. The AIME Committee Chair serves a two-year term.

**PUBLICATION:** None

**ATTACHMENT(S):**

- a. AIME Committee Terms of Office

# CSURMA

## AIME TERMS OF OFFICE at July 2017

| Position       | 7/1/08 - 6/30/09                   | 7/1/09 - 6/30/10                   | 7/1/10 - 6/30/11                   | 7/1/11 - 6/30/12               | 7/1/12 - 6/30/13               | 7/1/13 - 6/30/14                   | 7/1/14 - 6/30/15                 | 7/1/15 -6/30/16                | 7/1/16 - 6/30/17                | 7/1/17 - 6/30/18                |                                |
|----------------|------------------------------------|------------------------------------|------------------------------------|--------------------------------|--------------------------------|------------------------------------|----------------------------------|--------------------------------|---------------------------------|---------------------------------|--------------------------------|
| Member - Chair | Ramos (Sacramento)<br>01/2007      | Ramos (Sacramento)<br>01/2007      | Ramos (Sacramento)<br>01/2007      | Ramos (Sacramento)<br>01/2007  | Ramos (Sacramento)<br>01/2007  | Ramos (Sacramento)<br>01/2007      | Ramos (Sacramento)<br>01/2007    | Ramos (Sacramento)<br>01/2007  | Shaw (San Jose)<br>01/2006      | Shaw (San Jose)<br>01/2006      | Shaw (San Jose)<br>01/2006     |
| Member         | Kelli Eberlein<br>(Fresno) 6/2008  | Kelli Eberlein<br>(Fresno) 6/2008  | Eberlein (Fresno)<br>6/2008        | Eberlein (Fresno)<br>6/2008    | Eberlein (Fresno)<br>6/2008    | Eberlein (Fresno)<br>06/2008       | Eberlein (Fresno)<br>06/2008     | Eberlein (Fresno)<br>06/2008   | Eberlein (Fresno)<br>06/2008    | Eberlein (Fresno)<br>06/2008    | Eberlein (Fresno)<br>06/2008   |
| Member         | Masner (Long Beach)<br>11/2006     | Masner (Long Beach)<br>11/2006     | Masner (Long Beach)<br>11/2006     | Masner (Long Beach)<br>11/2006 | Masner (Long Beach)<br>11/2006 | Masner (Long Beach)<br>11/2006     | Masner (Long Beach)<br>11/2006   | Masner (Long Beach)<br>11/2006 | Masner (Long Beach)<br>11/2006  | Masner (Long Beach)<br>11/2006  | Masner (Long Beach)<br>11/2006 |
| Member         | Cuarenta (Dominguez<br>Hills)      | Sexton (Fullerton)<br>10/2009      | Sexton (Fullerton)<br>10/2009      | Sexton (Fullerton)<br>10/2009  | Sexton (Fullerton)<br>10/2009  | Steigerwald (San<br>Diego) 01/2014 | <b>TBD</b>                       | Rivera (Fullerton)<br>10/2015  | Rivera (Fullerton)<br>10/2015   | Rivera (Fullerton)<br>10/2015   |                                |
| Member         | Shaw (San Jose)<br>01/2006         | Shaw (San Jose)<br>01/2006         | Shaw (San Jose)<br>01/2006         | Shaw (San Jose)<br>01/2006     | Shaw (San Jose)<br>01/2006     | Shaw (San Jose)<br>01/2006         | Shaw (San Jose)<br>01/2006       | <b>TBD</b>                     | Rudy (Sonoma)<br>01/2017        | Rudy (Sonoma)<br>01/2017        |                                |
| Member         | Collen (Humboldt)<br>07/2007       | Collen (Humboldt)<br>07/2007       | Collen (Humboldt)<br>07/2007       | Collen (Humboldt)<br>07/2007   | Collen (Humboldt)<br>07/2007   | Bridges (Los<br>Angeles) 01/2014   | Bridges (Los<br>Angeles) 01/2014 | Barker (Chico)<br>10/2015      | Barker (Chico)<br>10/2015       | Barker (Chico)<br>10/2015       |                                |
| Member         | Nishimori<br>(Bakersfield) 11/2006 | Nishimori<br>(Bakersfield) 11/2006 | Nishimori<br>(Bakersfield) 11/2006 | Kite (Northridge)<br>07/2011   | Kite (Northridge)<br>07/2013   | Kite (Northridge)<br>07/2013       | Kite (Northridge)<br>07/2013     | Kite (Northridge)<br>07/2013   | Kite (Northridge)<br>07/2013    | <b>TBD</b>                      |                                |
| Member         | N/A                                | N/A                                | N/A                                | N/A                            | Malasarn (Pomona)<br>7/2012    | Malasarn (Pomona)<br>7/2012        | Malasarn (Pomona)<br>7/2012      | Padilla (Sacramento)<br>10/15  | Padilla (Sacramento)<br>10/2015 | Padilla (Sacramento)<br>10/2015 |                                |
| Member         | N/A                                | N/A                                | N/A                                | N/A                            | Slover (SLO) 7/2012            | Slover (SLO) 7/2012                | Slover (SLO) 7/2012              | Slover (SLO) 7/2012            | Slover (SLO) 7/2012             | Slover (SLO) 7/2012             |                                |
| EC Liason      | Risser (SLO)                       | Wight (Monterey<br>Bay)            | Wight (Monterey<br>Bay)            | Wight (Monterey<br>Bay)        | Thorpe (Chico)                 | Thorpe (Chico)                     | Thorpe (Chico)                   | Van Leuven (San<br>Bernardino) | Van Leuven (San<br>Bernardino)  | Van Leuven (San<br>Bernardino)  |                                |

**Item No. C7.**  
**CSURMA AIME Committee**  
**Meeting Date: January 22, 2018**

## **CLAIMS ADMINISTRATOR SERVICE AGREEMENT**

**ISSUE:** Health Special Risks (HSR) has been providing claims administration services to AIME program since July 1, 2015. The service agreement provides terms for HSR to continue claims administration services for all member claims.

**RECOMMENDATION:** The Committee will be asked to review and discuss HSR's renewal proposal, and take action as necessary.

**FISCAL IMPACT:** The proposed fee structure proposed by HSR is within the operating budget adopted by the Committee at its May 2017 meeting.

**BACKGROUND:** HSR has been providing claims administration services to AIME since July 1, 2015.

**ATTACHMENT(S):** HSR Service Agreement Addendum for 2018-2019 Plan Year (Handout)

**CSURMA ATHLETIC INJURY MEDICAL EXPENSE (AIME)  
NEWSLETTER**

**ISSUE:** The CSURMA Athletic Injury Medical Expense (AIME) Committee has developed a Newsletter in an effort to communicate the AIME program policy and procedures and athletic news with the AIME members. The Committee will be asked to discuss and recommend items for its next issue of the AIME Newsletter.

**RECOMMENDATION:** This is an information item only; no action is required.

**FISCAL IMPACT:** None.

**BACKGROUND:** The CSURMA AIME Committee at its January 2017 meeting approved the development of the AIME Newsletter. The purpose of the Newsletter is to communicate the best policy and procedures, provide athletic news, reports and events to the CSURMA AIME members.

**PUBLICATION:** None.

**ATTACHMENT(S):** None.

## **2017/2018 RISK MANAGEMENT TRAINING**

**ISSUE:** The Committee appointed a Risk Management Training Task Group, appointing Kelli Eberlein as the Chair and Kristal Slover as Co-Chair. The Committee will receive a report at today's meeting from the Task Group. Potential training items were discussed as follows:

- Mental Health
- Concussions

**RECOMMENDATION:** No action is requested on this item at today's meeting. This item is provided as information only.

**FISCAL IMPACT:** AIME budgeted \$20,000 for training.

**BACKGROUND:** At its January 23, 2012 meeting, the Committee elected to include a budget to provide loss control training relating to sport injuries. Topics of interest include Treatment of Mental Health Conditions/Liabilities, Sickle Cell Trait, and others. At its May 7, 2012 the Committee appointed a Task Group to research possible risk management training topics, training providers, and the delivery of said training.

**PUBLICATION:** None.

**ATTACHMENT(S):** None.

## **CSURMA AIME OTHER BUSINESS**

**ISSUE:** The AIME Committee has discussed possible athletic programs that would enhance the existing CSURMA Athletic program. The following were a few of those programs discussed in May:

1. Legislation – Athletic Trainers Certificate
2. Mental Health – request a proposal for a mental health program for athletes
3. Domestic Athlete medical coverage – discuss options to cover athletes as a “primary” provider
4. Proof of student athlete status
5. Foreign Travel Coverage – conduct an “orientation” of the CSURMA Foreign Travel Insurance program due to the increase in foreign travel by athletic programs

**RECOMMENDATION:** It is recommended that the Committee discuss the proposed programs and provide direction to Staff as appropriate.

**FISCAL IMPACT:** None.

**BACKGROUND:** None.

**PUBLICATION:** None.

**ATTACHMENT(S):** None.

**REVIEW OF CSURMA AIME 2018 CALENDAR**

**ISSUE:** Proposed meetings of the AIME Committee have been scheduled for the calendar year 2018. The Committee will be asked to set meeting dates and adopt a schedule for 2018 AIME meetings.

| Description    | Month   | Day | Time       | Location             |
|----------------|---------|-----|------------|----------------------|
| AIME Committee | January | 22  | 10:30 a.m. | CSU Long Beach       |
| AIME Committee | May     | 14  | 10:30 a.m. | Alliant – Sacramento |
| AIME Committee | October | 15  | 10:30 a.m. | TBD                  |

**RECOMMENDATION:** It is recommended that the Committee discuss the scheduling of its 2018 meetings and provide direction to Staff as appropriate.

**FISCAL IMPACT:** None.

**BACKGROUND:** None.

**PUBLICATION:** The approved calendar will be posted on the CSURMA website and will be included in all of the agenda packets.

**ATTACHMENT:**

- a. 2018 CSURMA AIME Meeting Calendar



California State University Risk Management Authority

## 2018 CSURMA MEETING CALENDAR

| JANUARY |          |                        |            | FEBRUARY |          |                 |                | MARCH     |          |                  |                |
|---------|----------|------------------------|------------|----------|----------|-----------------|----------------|-----------|----------|------------------|----------------|
| Date    | Time     | Committee              | Location   | Date     | Time     | Committee       | Location       | Date      | Time     | Committee        | Location       |
| 8 - 11  | 3:00 PM  | EC (AOA Conference)    | San Diego  | 23       | 1:00 PM  | PC              | Teleconference | 9         | 10:00 AM | AORMA            | TBD            |
|         |          | AOA Annual Conference  | San Diego  |          |          |                 |                | 9         | 2:00 PM  | EC               | TBD            |
| 22      | 10:30 AM | AIME                   | Long Beach |          |          |                 |                | 10        | 8:30 AM  | EC LRP           | TBD            |
| APRIL   |          |                        |            | MAY      |          |                 |                | JUNE      |          |                  |                |
| Date    | Time     | Committee              | Location   | Date     | Time     | Committee       | Location       | Date      | Time     | Committee        | Location       |
|         |          |                        |            | 4        | 10:00 AM | AORMA           | Long Beach     | TBD       |          | AOA EC           | TBD            |
|         |          |                        |            | 4        | 2:00 PM  | BOD Orientation | Teleconference | 22        | 1:00 PM  | PC               | Teleconference |
|         |          |                        |            | 5        | 8:30 AM  | EC              | Long Beach     |           |          |                  |                |
|         |          |                        |            | 5        | 10:30 AM | BOD             | Long Beach     |           |          |                  |                |
|         |          |                        |            | 14       | 10:30 AM | AIME            | TBD            |           |          |                  |                |
| JULY    |          |                        |            | AUGUST   |          |                 |                | SEPTEMBER |          |                  |                |
| Date    | Time     | Committee              | Location   | Date     | Time     | Committee       | Location       | Date      | Time     | Committee        | Location       |
| TBD     | 11:00 AM | AORMA Officers Retreat | TBD        | TBD      |          | AOA EC          | TBD            | 6         | 9:00 AM  | AORMA New Member | TBD            |
|         |          |                        |            |          |          |                 |                | 6         | 10:00 AM | AORMA LRP        | TBD            |
|         |          |                        |            |          |          |                 |                | 7         | 9:00 AM  | AORMA            | TBD            |
|         |          |                        |            |          |          |                 |                | 7         | 4:00 PM  | EC Orientation   | TBD            |
|         |          |                        |            |          |          |                 |                | 8         | 8:30 AM  | EC               | TBD            |
|         |          |                        |            |          |          |                 |                | 28        | 1:00 PM  | PC               | Teleconference |
| OCTOBER |          |                        |            | NOVEMBER |          |                 |                | DECEMBER  |          |                  |                |
| Date    | Time     | Committee              | Location   | Date     | Time     | Committee       | Location       | Date      | Time     | Committee        | Location       |
| 19      | 10:00 AM | AORMA                  | Long Beach | TBD      |          | AOA EC          | TBD            | 7         | 10:00 AM | AORMA            | TBD            |
| 20      | 8:30 AM  | EC                     | Long Beach |          |          |                 |                | 8         | 8:30 AM  | EC               | TBD            |
| 20      | 10:30 AM | BOD                    | Long Beach |          |          |                 |                | 7         | 8:00 AM  | PC               | San Francisco  |
| 15      | 10:30 AM | AIME                   | TBD        |          |          |                 |                |           |          |                  |                |

AORMA = Auxiliary Organizations Risk Management Alliance Committee  
 AIME = Athletic Injury Medical Expense Committee  
 MSLCTC = AORMA Member Services, Loss Control & Training Committee

PC = AORMA Programs Committee  
 AORMA LRP = AORMA Long Range Planning Meeting  
 AOA = CSU Auxiliary Organizations Association

EC = CSURMA Executive Committee  
 EC LRP = EC Long Range Planning Meeting  
 BOD = CSURMA Board of Directors

## **CSURMA AIME COMMITTEE MEMBERS ROSTER**

**ISSUE:** Attached for the Committee's review is the CSURMA AIME Committee Membership Roster Contact List.

**RECOMMENDATION:** It is recommended that the Committee Members review the contact information for accuracy and report any changes or corrections to Staff.

**FISCAL IMPACT:** None.

**BACKGROUND:** An accurate and current list facilitates better communication among the Committee and with Staff.

**PUBLICATION:** None.

**ATTACHMENT(S):**

- a. AIME Committee and Staff Directory

**CSURMA AIME COMMITTEE MEMBERS**  
As of JANUARY 2018

| First Name | Last Name  | Title  | Organization                   | Street Address                                      | Email                    | Phone/Cell                              | Term of Office Expires |
|------------|------------|--|--------------------------------|---|--------------------------|---|------------------------|
| Anita      | Barker     | Athletic Director  | CSU Chico                      | 400 West First St<br>Chico, CA 95929-0130           | abarker@csuchico.edu     | Tel: 530-898-6470<br>Cell: 530-570-5612 | 07/01/19               |
| Kelli      | Eberlein   | Head Athletic Trainer  | CSU Fresno                     | 1620 E Bulldog Lane<br>Fresno, CA 93740             | keberlein@csufresno.edu  | Tel: 559-278-4170<br>Cell: 559-709-2534 | 07/01/19               |
| Cindy      | Masner     | Deputy Athletic Director/SWA<br>Deputy Title IX Coordinator -<br>Athletics | CSU Long Beach (Vice<br>Chair) | 1250 Bellflower Blvd.<br>Long Beach, CA 90840       | cindy.masner@csulb.edu   | Tel: 562-985-846<br>Cell: 562-843-0080  | 07/01/18               |
| Summer     | Rivera     | Personnel Coordinator  | CSU Fullerton                  | 800 N. State College Blvd.<br>Fullerton, CA 92834   | surivera@fullerton.edu   | Tel: 657-278-2129<br>Cell: 714-308-1585 | 07/01/19               |
| Brandon    | Padilla    | Director of Athletic Trainer   | CSU Sacramento                 | 6000 J Street<br>Sacramento, CA 95819               | bpadilla@csus.edu        | Tel: 916-278-2464<br>Cell: 979-575-2826 | 07/01/18               |
| Julie      | Rudy       | Head Athletic Trainer  | Sonoma State                   | 1801 E Cotati<br>Rohnert Park, CA 94928             | julie.rudy@sonoma.edu    | Tel: 707-664-2937<br>Cell: 707-529-9080 | 07/01/18               |
| Scott      | Shaw       | Director of Sports Medicine  | San Jose State (Chair)         | One Washington Square<br>San Jose, CA 95192-0062    | scott.shaw@sjsu.edu      | Tel: 408-924-1297<br>Cell: 408-506-3858 | 07/01/19               |
| Kristal    | Slover     | Head Athletic Trainer  | CPSU, San Luis Obispo          | 1 Grand Ave<br>San Luis Obispo, CA 93407            | kemig@calpoly.edu        | Tel: 805-756-6065<br>Cell: 805-801-5177 | 07/01/18               |
| Jody       | Van Leuven | CSURMA Exec Committee Liaison<br>CSU San Bernardino, Risk Manager          | CSU San Bernardino             | 5500 University Parkway<br>San Bernardino, CA 92407 | jody.vanleuven@csusb.edu | Tel: 909-537-3939<br>Cell: 818-554-8700 | N/A                    |
| Ashlie     | Kite       | Sr. Associate AD/SWA   | CSU Long Beach (Alternate)     | 1250 Bellflower Blvd.<br>Long Beach, CA 90840       | ashlie.kite@csulb.edu    | Tel: 559-985-8527<br>Cell: 540-908-9088 | N/A                    |