



**CSURMA ATHLETIC INJURY MEDICAL EXPENSE COMMITTEE  
MEETING AGENDA**

**“This is an Open Public Meeting”**

*In accordance with the requirements of the Bagley-Keene Open Meeting Act, notice of this meeting must be posted in publicly accessible places, including the Internet, at least ten (10) days in advance of the meeting.*

*Per Government Code section 54954.2, persons requesting disability-related modifications or accommodations, including auxiliary aids or services in order to participate in the meeting, are requested to contact Alliant at (415) 403-1400 twenty-four hours in advance of the meeting. Entrance to the meeting location requires routine provision of identification to building security. However, CSURMA does not require any member of the public to register his or her name, or to provide other information, as a condition to attendance at any public meeting and will not inquire of building security concerning information so provided. See Government Code section 54953.3.*

**Teleconference Locations**

1. CSU Chancellor’s Office, 401 Golden Shore, Long Beach, CA
2. CSU Chico, 400 West First St., Chico, CA
3. CSU Fresno, 1620 E Bulldog Lane, Fresno, CA
4. San Luis Obispo, 1 Grand Ave., San Luis Obispo, CA

Meeting Date: January 13, 2020  
Time: 10:30 AM

Primary Location: Alliant Insurance - San Diego  
Torrey Pines Conference Room  
701 B Street, 6<sup>th</sup> Floor  
San Diego, CA 92101

Legend: **A** = Action  
**I** = Information  
**V** = Verbal

**A. CALL TO ORDER**

1. **Approval of the Agenda** **A** p. 1

**B. PUBLIC COMMENTS**

**C. GENERAL ADMINISTRATION**

1. **Approval of Minutes – October 14, 2019** **A** p. 2  
*The Committee will be asked to approve the minutes from their last meeting.*
2. **AIME Financial Statements at September 30, 2019** **I** p. 11  
*The Committee will receive a financial report of the AIME program at September 30, 2019.*
3. **AIME Loss Reports and Claim Trends** **I** p. 13  
*The Committee will receive a summary report from Health Special Risk, of the program’s claims experience and trends.*
4. **CSURMA Executive Committee Report** **I** p. 27  
*The Committee will receive a verbal report from the Executive Committee Liaison.*
5. **Fiscal Year 2020/2021 AIME Program Deposits** **A** p. 28  
*The Committee will review and is asked to approve the FY 2020/2021 AIME Program Deposits.*

**A Public Entity Joint Powers Authority**

- 6. Renewal of Travel Accident Insurance** **A** p. 30  
*The Committee will receive a report and is asked to approve the renewal of the Travel Accident insurance effective December 31, 2019.*
- 7. Renewal of Prospective Student Athletes Insurance Program** **A** p. 33  
*The Committee will be asked to review and accept the renewal quote for the Prospective Student Athletes Insurance or take action as necessary.*
- 8. AIME Vendor Master Agreements** **A** p. 36  
*The Committee will be asked to discuss and make recommendations as respects the AIME Vendor Agreement and take action as necessary.*
- 9. Review of the AIME Committee Nominations and Elections** **I** p. 39  
*The Committee will be asked to discuss potential nominations for adding new Committee members as discussed at prior meetings, taking action as necessary.*
- D. 1. CSURMA AIME Other Business** **A** p. 41  
 Mental Health – Vendor Health Update  
 Legislation – Athletic Trainers Licensure  
 Proof of student athlete status  
 Outstanding Medical Payments
- E. 1. CLOSED SESSION Pursuant to Cal. Gov. Code Sec. 11126(e)(1) & 11126(f)(1) –**  
*Action may be taken per Government Code Section 11126(e)(1) & 11126(f)(1). The matters below may be discussed. The Committee may take action or provide direction to Staff regarding the matters.*

*No items are scheduled for closed session at today’s meeting.*
- F. INFORMATION ITEMS**

  - 1. FY 2019/20 and FY 2020/21 CSURMA Meeting Calendar** **I** p. 42
  - 2. CSURMA AIME Committee Members Roster** **I** p. 45
- G. ADJOURNMENT**

*The next CSURMA AIME Committee meeting is scheduled for May 12, 2020 at the Alliant San Francisco Office. If you have questions regarding the agenda package, please contact Stacey Weeks at [sweeks@alliant.com](mailto:sweeks@alliant.com) / (415) 403-1448.*

**APPROVAL OF THE AGENDA**

**ISSUE:** The Committee will be asked to approve the agenda for today's meeting.

**RECOMMENDATION:** Staff recommends that the Committee approve the agenda as presented.

**FISCAL IMPACT:** None.

**BACKGROUND:** None.

**PUBLICATION:** None.

**ATTACHMENT(S):** None.

**APPROVAL OF MINUTES – OCTOBER 14, 2019**

**ISSUE:** The Committee will be asked to review and approve the draft minutes from its October 14, 2019 meeting.

**RECOMMENDATION:** It is recommended that the Committee approve the minutes from its October 14, 2019 meeting, including corrections as necessary.

**FISCAL IMPACT:** None.

**BACKGROUND:** None.

**PUBLICATION:** None.

**ATTACHMENT(S):**

- a. CSURMA AIME Committee Meeting Minutes – October 14, 2019

**MINUTES OF THE CSURMA  
AIME COMMITTEE MEETING  
OCTOBER 14, 2019  
FULLERTON, CALIFORNIA**

**MEMBERS PRESENT**

Anita Barker, CSU Chico (Teleconference)  
Kelli Eberlein, CSU Fresno (Teleconference)  
Cindy Masner, CSU Long Beach  
Brandon Padilla, CSU Sacramento  
Summer Rivera, CSU Fullerton  
Julie Rudy, Sonoma State University (Teleconference)  
Scott Shaw, San Jose State University  
Kristal Slover, CPSU, San Luis Obispo  
Morgan Walker, CSU San Bernardino  
Lis Kao, CSU Fresno – EC Liaison (Teleconference)

**MEMBERS ABSENT**

None

**STAFF, GUESTS & CONSULTANTS**

Tom Lenihan, Health Special Risk  
Rob Leong, Alliant Insurance Services  
Amy Lightner, Alliant Insurance Services  
Jody Van Leuven, Chancellor's Office  
Stacey Weeks, Alliant Insurance Services

**A. CALL TO ORDER**

The meeting was called to order at 10:35 a.m. by the Chair, Scott Shaw. Introductions were made. Scott explained the teleconference procedure, per Bagley-Keene where roll call voting is required and introductions were made. Introductions were conducted.

**1. Approval of the Agenda**

A motion was made to approve the agenda.

**MOTION:** Cindy Masner **SECOND:** Kristal Slover **MOTION CARRIED**

| NAME            | AYES | ABSTAIN | NAYS | ABSENT |
|-----------------|------|---------|------|--------|
| Anita Barker    | X    |         |      |        |
| Kelli Eberlein  | X    |         |      |        |
| Cindy Masner    | X    |         |      |        |
| Brandon Padilla | X    |         |      |        |
| Summer Rivera   | X    |         |      |        |
| Julie Rudy      | X    |         |      |        |
| Scott Shaw      | X    |         |      |        |
| Kristal Slover  | X    |         |      |        |
| Morgan Walker   | X    |         |      |        |

**B. PUBLIC COMMENTS**

Staff reminded the Committee Robert Leong will be retiring December 2019. Staff introduced Amy Lightner (Alliant) and Jody Van Leuven (Chancellor’s Office).

**C. GENERAL ADMINISTRATION**

**C1.Approval of Meeting Minutes – January 07, 2019**

Correction to the minutes, item D1 – revise to Athletic Trainer Licensor

A motion was made to approve the meeting minutes of May 13, 2019 with the corrections as provided at today’s meeting.

**MOTION:** Cindy Masner **SECOND:** Summer Rivera **MOTION CARRIED**

| NAME            | AYES | ABSTAIN | NAYS | ABSENT |
|-----------------|------|---------|------|--------|
| Anita Barker    | X    |         |      |        |
| Kelli Eberlein  | X    |         |      |        |
| Cindy Masner    | X    |         |      |        |
| Brandon Padilla | X    |         |      |        |
| Summer Rivera   | X    |         |      |        |
| Julie Rudy      | X    |         |      |        |
| Scott Shaw      | X    |         |      |        |
| Kristal Slover  | X    |         |      |        |
| Morgan Walker   | X    |         |      |        |

**C2. AIME Financial Statements at March 31, 2019**

Rob Leong discussed the June 30, 2019 financials. The June 30<sup>th</sup> financial statement has not been approved by the Executive Committee (EC). The annual financial audit report will be presented to the EC and BOD for approval at their November 2019 meetings.

The operating revenue at \$4.6 million and remains within the budget. Rob reported the net surplus at \$482,126 and the fund balance is under \$2 million. Historically, the Committee gives back half of the surplus and half to the members. The Committee approved the 50% of the surplus (\$69,000) to pay towards the loan from CSURMA. The Program is tracking at a 70% confidence level.

**C3. AIME Loss Reports and Claims Trend**

Tom discussed the loss data and claims trend reports as of September 30, 2019. Tom reported on the total claim paid by policy year. Monthly claim payments remain steady and no change to the number of claims/injuries. Tom reported on the duplicate claims/injuries and the revised report provides for a substantial decrease in the number of claims; number of injuries; and the total amount claimed. No change in the total payment amount. The Committee discussed the revised report at length and HSR will forward the revised loss reports to Staff who will forward to the Committee.

**C4. AIME Loss Report – Format of Report**

Tom discussed the significant change due to the duplicate error with the number of claims and injuries. The claim count is based on the date of the accident and not when the claim was submitted. At this time the program is seeing four claims per injury due to the CSU's aggressive rehabilitation. The Committee discussed the report format, specifically the EOB column and not having the ability to review the EOB. HSR will review and follow up with the Committee.

Staff to distribute In-force campus agreements.

**C5. CSURMA Executive Committee Report**

Lisa Kao reported on the Executive Committee meeting of September 5<sup>th</sup>:

- Discussed the challenge with the liability and property markets at renewal
- Discussed the target surplus funding
- Continue all rating plans without alteration
- The AIME Committee reviewed and manages the AIME risk pool rating plan
- Approve edits to the campus liability MOC and liability reinsurance MOC
- Discussed foreign travel LRP was discussed.

**C6. AIME Actuarial Report**

Each year CSURMA retains the services of an independent actuary to perform an actuarial study and develop loss costs for the program. The actuarial report is used to develop total funding goals for the next year. Rob discussed the actuarial report, page 4 – 6, providing details for Tables III-2A – projected losses for the current fiscal year. The Committee discussed the difference in confidence levels. CSU funds at a 70% confidence level. When compared to last year's report, there is a slight increase (3-4%)

from what was projected. Rob discussed the cost per athlete levels and the projections for the upcoming year 2020/2021. The program is expecting increases due to medical increases. Rob also discussed the cost by sport and the many factors involved in determining the cost by sport.

**C7. Fiscal Year 2020/2021 AIME Program Deposits**

Rob reported on the “early bird projections” provides for an overall increase of 4.3%. The increase is due to the rise of medical costs. The projected premium remains steady. There are five members with a projected increase of more than 10%. Alliant will work with these campuses to determine what can be done to bring down the rates. Staff will forward “early bird projection” letters to all AIME members. Rob discussed the calculation of the premium deposits where five full years of claim expenses and census information is used.

Due to the duplicate claims/injuries reporting, HSR will forward a revised report indicating a substantial decrease in the number of claims; number of injuries; and the total amount claimed. Upon receipt, Alliant will revise the draft projected premium by member and forward to the Committee. The Committee at its January 2020 meeting will approve the FY 2020/21 Premium Deposits per the revised claim report from HSR.

The Committee requested Staff to forward the revised FY 2020/21 Premium Deposits to each member’s Athletic Director, Senior Woman Administrators (SWA), and Head Athletic Trainer their AIME Paid Claims Experience showing the five year losses and provide an explanation of how the paid claims experience is utilized when calculating premiums.

A motion was made to move the approval of the Projected FY 2020/2021 AIME Program Deposits to the January 2020 meeting.

**MOTION:** Cindy Masner **SECOND:** Kristal Slover **MOTION CARRIED**

| NAME            | AYES | ABSTAIN | NAYS | ABSENT |
|-----------------|------|---------|------|--------|
| Anita Barker    | X    |         |      |        |
| Kelli Eberlein  | X    |         |      |        |
| Cindy Masner    | X    |         |      |        |
| Brandon Padilla | X    |         |      |        |
| Summer Rivera   | X    |         |      |        |
| Julie Rudy      | X    |         |      |        |
| Scott Shaw      | X    |         |      |        |
| Kristal Slover  | X    |         |      |        |
| Morgan Walker   | X    |         |      |        |

**C8. Estimated Target Reserve Funding Analysis at June 30, 2019**

Rob Leong reported that every year the Committee adopts a Target Reserve Funding to assure the long-term financial strength of the AIME risk pool which includes an element of self-insurance as of the last fiscal year. Target Reserve Funding aids the Committee in reviewing its funding goals, assess possible impacts on future rates, and determine a dividend from reserve funds or an assessment to fund deficits. Rob reported that Staff did a funding analysis at a 70% confidence level per the AIME Program’s funding goal.

The Committee discussed the Executive Committee’s approval to use the surplus and pay down the CSURMA liability loan. It is the CSU’s best practice policy to pay out 50% of the surplus available. The Committee discussed paying down the CSURMA liability loan utilizing the entire surplus amount of \$90,224 rather than pay 50% of the dividend of to the Members. The Committee desires to demonstrate good faith in repaying the loan in a timely manner.

A motion was made to pay back \$90,224 on the \$500,000 CSURMA liability loan and as discussed at today’s meeting.

**MOTION:** Cindy Masner **SECOND:** Anita Barker **MOTION CARRIED**

| NAME            | AYES | ABSTAIN | NAYS | ABSENT |
|-----------------|------|---------|------|--------|
| Anita Barker    | X    |         |      |        |
| Kelli Eberlein  | X    |         |      |        |
| Cindy Masner    | X    |         |      |        |
| Brandon Padilla | X    |         |      |        |
| Summer Rivera   | X    |         |      |        |
| Julie Rudy      | X    |         |      |        |
| Scott Shaw      | X    |         |      |        |
| Kristal Slover  | X    |         |      |        |
| Morgan Walker   | X    |         |      |        |

The Committee will reconvene at 12:40 p.m.

**C9. Renewal of Travel Accident Insurance**

Stacey discussed the master student travel accident policy and discussions with the underwriter. Staff was successful in its request to include student athletes in the CSURMA master student travel accident policy to include travel accident coverage for athletes when traveling to and from intercollegiate activities with a \$50,000 medical expense limit.. The AIME program purchased student travel accident coverage for athletes traveling to and from intercollegiate activities with a limit of \$90,000 for medical expenses (the NCAA limit). The AIME student travel policy was renewed effective July 1, 2019 – December 31, 2019 with a \$40,000 medical expense limit (\$50,000 + \$40,000 equals the \$90,000 NCAA deductible). The AIME student travel policy expiring on December 31, 2019 will renew with the effective date of December 31, 2019 – December

**DRAFT**

31, 2020 to coincide with the CSURMA master student travel accident policy. AIME policy limit will renew at \$40,000.

A motion was made to grant authority to the AIME Chair, Scott Shaw, to approve the renewal premium for the AIME student travel accident policy with the \$40,000 limit, not to exceed \$20,000.

**MOTION:** Cindy Masner **SECOND:** Summer Rivera **MOTION CARRIED**

| NAME            | AYES | ABSTAIN | NAYS | ABSENT |
|-----------------|------|---------|------|--------|
| Anita Barker    | X    |         |      |        |
| Kelli Eberlein  | X    |         |      |        |
| Cindy Masner    | X    |         |      |        |
| Brandon Padilla | X    |         |      |        |
| Summer Rivera   | X    |         |      |        |
| Julie Rudy      | X    |         |      |        |
| Scott Shaw      | X    |         |      |        |
| Kristal Slover  | X    |         |      |        |
| Morgan Walker   | X    |         |      |        |

**C10. Review of the AIME Committee Nominations and Elections**

Stacey discussed the AIME Committee nominations and elections spreadsheet confirming the elections at the Committee’s May 2019 meeting and the Committee’s desire to include this item on future agendas.

No action was necessary for this item at today’s meeting.

**C11. AIME Vendor Master Agreements**

The Committee discussed vendor master agreements in progress. Scott reported on the only agreement in place with DonJoy was not working out well. Brandon reported on Game Ready agreement, and although the agreement is developing Game Ready is honoring the discounted rate. Brandon reported on the continued efforts in developing the Normatec agreement and it continues to develop.

**C12. Review of CSURMA AIME 2020 Calendar**

The Committee reviewed its proposed 2020 meeting calendar, with revisions as follows:

- January 13, 2020 – Alliant San Diego
- May 12, 2020 – Alliant SF
- October 12, 2020 – Long Beach

**C13. CSURMA Newsletter**

The Committee discussed the draft October 2019 quarterly newsletter. Topics for placement in the newsletter:

- Student travel accident policy
- Claim reporting procedure
- Provider discount agreements
- Frequently asked questions

The Committee directed Staff to revise the draft newsletter and forward to the Committee for review.

**D. CSURMA AIME Other Business**

1. AIME Committee Travel Reimbursement procedure update – Stacey explained procedure for reimbursement through Committee’s campus
2. Legislation – Athletic Trainer Licensor – still on hold – hopefully something after January 2020
3. Domestic Athlete Medical Coverage – no change

The Committee discussed including mental health as an agenda item and will discuss further at its January 2020 meeting. Staff reported that the Chancellor’s Office is reviewing and discussing mental health Systemwide and Staff will forward mental health documents received from Committee members to Chancellor’s Office.

The Committee requested to be included in future surveys and discussions regarding concussions. Staff reported the survey was a result of the liability underwriters request for information regarding concussions.

Cindy forwarded the Interassociation Recommendations: Preventing Catastrophic Injury and Death in Collegiate Athletes document that provides recommendations regarding deaths, sportsmanship, provides a checklist, among other detailed recommendations. The Committee discussed the possibility of the document being used in court cases. The Committee requested this item be included in its January 13, 2020 meeting agenda.

**E. CLOSED SESSION**

No items scheduled for closed session at today’s meeting.

**F. INFORMATION ITEMS**

**F1. AIME Committee and Staff Directory**

Please provide revisions and updates to Stacey Weeks. Staff will remove Ashlie Kite from the Committee directory. The Committee thanked Rob Leong for his time and commitment to the AIME program through the years.

**G. Adjournment**

The meeting was adjourned at 1:50 p.m.

**AIME FINANCIAL STATEMENT AT SEPTEMBER 30, 2019**

**ISSUE:** The Financial Statements at September 30, 2019 (unaudited) is attached for information purposes.

**RECOMMENDATION:** No action required; this item is presented as information only.

**FISCAL IMPACT:** None.

**BACKGROUND:** Accounting records are managed by the CSU Office of the Chancellor. Periodic statements are prepared by the Accountants to express the financial status of CSURMA's coverage programs.

**PUBLICATION:** None.

**ATTACHMENT(S):**

- a. AIME Financial Statements at September 30, 2019

**California State University Risk Management Authority**  
**Income Statements - Campus Programs as of 9/30/2019**  
(Unaudited)

|   | Liability         | Workers'<br>Compensation | IDL/NDI/UI        | Property           | AIME             | Auto<br>Liability | Total<br>Campus Programs |
|---|-------------------|--------------------------|-------------------|--------------------|------------------|-------------------|--------------------------|
| <b>OPERATING REVENUES:</b>                          |                   |                          |                   |                    |                  |                   |                          |
| Contributions                                       | 18,704,581        | 40,781,992               | 16,800,000        | 11,461,104         | 4,760,949        | 1,408,547         | 93,917,173               |
| Reinsurance premiums                                | (2,490,076)       | 0                        | 0                 | (7,620,173)        | 0                | 0                 | (10,110,249)             |
| <b>Total operating revenues:</b>                    | <b>16,214,504</b> | <b>40,781,992</b>        | <b>16,800,000</b> | <b>3,840,931</b>   | <b>4,760,949</b> | <b>1,408,547</b>  | <b>83,806,923</b>        |
| <b>OPERATING EXPENSES:</b>                          |                   |                          |                   |                    |                  |                   |                          |
| <b>DIRECT PROGRAM EXPENSES:</b>                     |                   |                          |                   |                    |                  |                   |                          |
| Claims payment & legal expenses                     | 1,850,000         | 4,696,495                | 6,735,000         | 1,010,375          | 927,034          | 0                 | 15,218,904               |
| Deductible recoveries                               | (606,686)         | 0                        | 0                 | 0                  | 0                | 0                 | (606,686)                |
| Claims administrators                               | 0                 | 962,292                  | 19,556            | 0                  | 50,000           | 0                 | 1,031,847                |
| Claims management information system                | 67,426            | 81,549                   | 11,949            | 6,514              | 3,593            | 0                 | 171,030                  |
| Program administrator                               | 108,166           | 237,085                  | 89,042            | 60,391             | 27,680           | 0                 | 522,364                  |
| Brokerage commissions                               | 378,799           | 1,376                    | 568               | 695,321            | 1,096            | 0                 | 1,077,161                |
| Insurance premiums                                  | 3,258,425         | 33,307,361               | 0                 | 3,255,959          | 6,817            | 0                 | 39,828,562               |
| Miscellaneous program services                      | 4,417             | 0                        | 0                 | 0                  | 0                | 0                 | 4,417                    |
| Workshops/training                                  | 6,960             | 16,786                   | 6,691             | 3,645              | 0                | 0                 | 34,082                   |
| Loss control  | 894,340           | 15,822                   | 0                 | 16,307             | 0                | 0                 | 926,469                  |
| Reinsurance/excess recovery                         | 0                 | (4,431,189)              | 0                 | 0                  | 0                | 0                 | (4,431,189)              |
| Program committee                                   | 0                 | 0                        | 0                 | 0                  | 332              | 0                 | 332                      |
| Dividend distributions                              | 0                 | 7,219,917                | 0                 | 0                  | 0                | 0                 | 7,219,917                |
| <b>Total direct program expenses:</b>               | <b>5,961,847</b>  | <b>42,107,493</b>        | <b>6,862,806</b>  | <b>5,048,511</b>   | <b>1,016,552</b> | <b>0</b>          | <b>60,997,208</b>        |
| <b>GENERAL &amp; ADMINISTRATIVE EXPENSES:</b>       |                   |                          |                   |                    |                  |                   |                          |
| Financial audit                                     | 6,417             | 14,066                   | 5,794             | 3,926              | 1,642            | 0                 | 31,845                   |
| Executive committee & board expenses                | 317               | 761                      | 304               | 165                | 91               | 0                 | 1,637                    |
| JPA insurance                                       | 5,145             | 11,024                   | 4,551             | 2,709              | 1,367            | 0                 | 24,796                   |
| Memberships, associations & dues                    | 1,469             | 27,769                   | 1,176             | 664                | 355              | 0                 | 31,434                   |
| Chancellor's office accounting services             | 68,186            | 149,432                  | 56,114            | 38,069             | 17,428           | 0                 | 329,229                  |
| Risk management expenses                            | 28,503            | 62,435                   | 25,705            | 17,379             | 7,297            | 0                 | 141,319                  |
| Miscellaneous indirect services                     | 9,574             | 8,658                    | 3,506             | 2,256              | 1,010            | 0                 | 25,005                   |
| <b>Total general &amp; administrative expenses:</b> | <b>119,611</b>    | <b>274,146</b>           | <b>97,151</b>     | <b>65,168</b>      | <b>29,191</b>    | <b>0</b>          | <b>585,267</b>           |
| <b>Total operating expenses:</b>                    | <b>6,081,458</b>  | <b>42,381,639</b>        | <b>6,959,957</b>  | <b>5,113,679</b>   | <b>1,045,742</b> | <b>0</b>          | <b>61,582,475</b>        |
| <b>NON-OPERATING REVENUES:</b>                      |                   |                          |                   |                    |                  |                   |                          |
| Investment income                                   | 386,787           | 684,508                  | 119,352           | 34,005             | 71,900           | 0                 | 1,296,553                |
| <b>Total non-operating revenues:</b>                | <b>386,787</b>    | <b>684,508</b>           | <b>119,352</b>    | <b>34,005</b>      | <b>71,900</b>    | <b>0</b>          | <b>1,296,553</b>         |
| <b>BEGINNING RETAINED EARNINGS</b>                  | <b>10,094,128</b> | <b>21,657,444</b>        | <b>(461,410)</b>  | <b>6,460,096</b>   | <b>1,722,859</b> | <b>(84,364)</b>   | <b>39,388,754</b>        |
| <b>NET SURPLUS/(DEFICIT)</b>                        | <b>10,519,834</b> | <b>(915,139)</b>         | <b>9,959,395</b>  | <b>(1,238,743)</b> | <b>3,787,106</b> | <b>1,408,547</b>  | <b>23,521,001</b>        |
| <b>ENDING RETAINED EARNINGS</b>                     | <b>20,613,962</b> | <b>20,742,305</b>        | <b>9,497,985</b>  | <b>5,221,354</b>   | <b>5,509,966</b> | <b>1,324,183</b>  | <b>62,909,755</b>        |

**AIME LOSS REPORTS AND CLAIM TRENDS**

**ISSUE:** The Committee will hear a report from Health Special Risk (HSR), the Claims Administrator on loss experience and claim trends for the period beginning July 1, 2015.

**RECOMMENDATION:** No action is requested.

**FISCAL IMPACT:** Information Item only.

**BACKGROUND:** HSR provides third party claims administration. Effective July 1, 2015

**PUBLICATION:** None

**ATTACHMENT(S):**

- a. Monthly Claims Payment Summaries by Campus/Paid at December 31, 2019



California State University Risk Management Authority

# ATHLETIC INJURY MEDICAL EXPENSE COMMITTEE MEETING

MONDAY JANUARY 13, 2020, 10:30 AM PDT

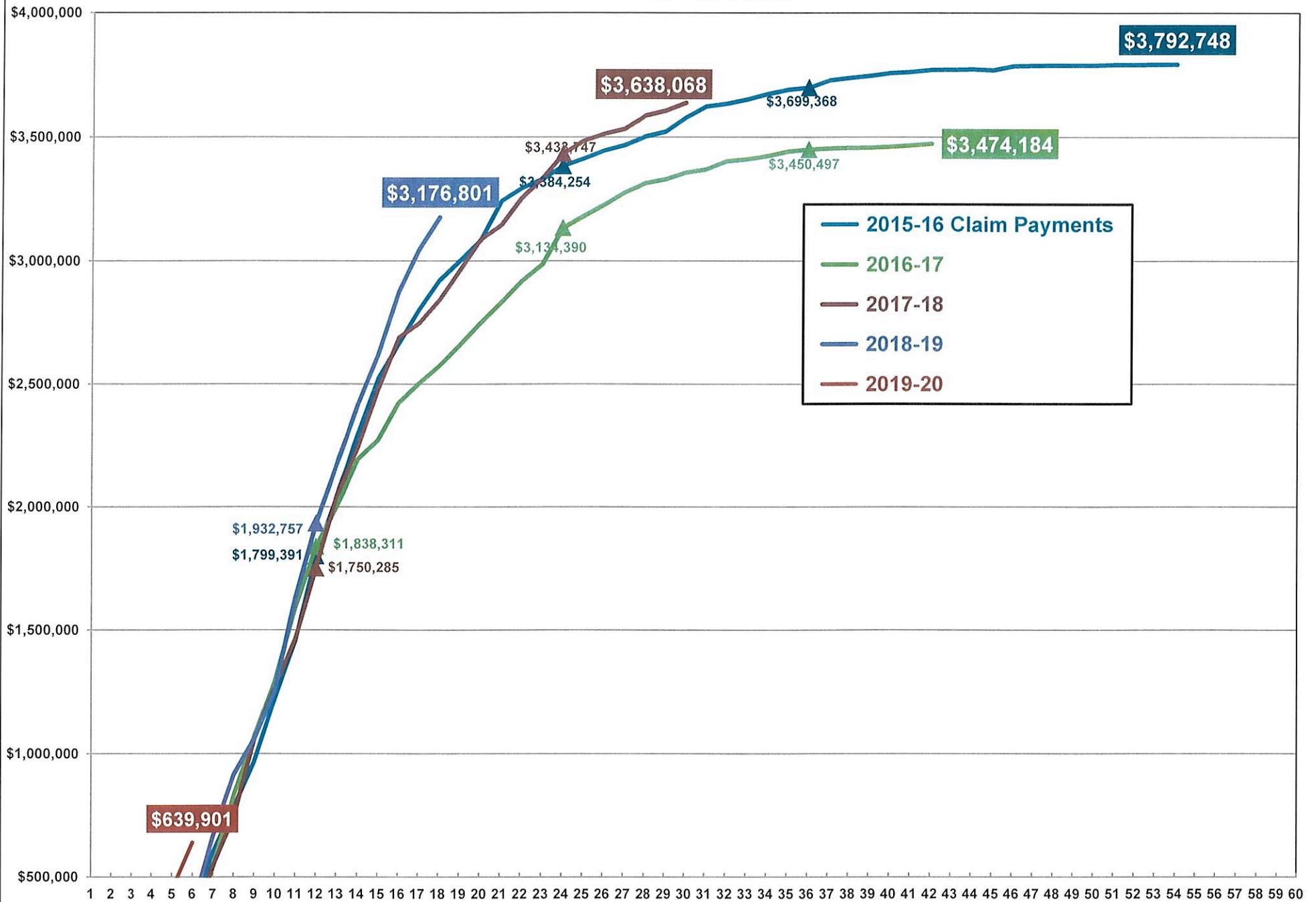
Alliant San Diego office  
701 B St 6th floor, San Diego, CA 92101

*Health Special Risk, Inc.*

**AIME Loss Reports & Claim Trends  
as of December 31, 2019**

*Tom Lenihan, President, Health Special Risk, Inc.*  
HSR Plaza II, 4100 Medical Parkway, Carrollton, Texas 75007  
(972) 512-5600 - [www.healthspecialrisk.com](http://www.healthspecialrisk.com)

**Health Special Risk, Inc. - CSURMA AIME Policy Year-to-Date HSR Claim Payments**  
as of December 31, 2019



# CSURMA CLAIMS PAID ANALYSIS

## Year # 1: 2015/2016 Policy Year

| CSU Campus                     | # of Injuries | # of Claims  | # Injuries w Primary Insurance payments | % of Total Injuries | Total Amount Claimed | Primary Insurance Payment | CSU Campus Discount | HSR PPO Discounts  | HSR Payments       |
|--------------------------------|---------------|--------------|---|---------------------|----------------------|---------------------------|---------------------|--------------------|--------------------|
| CALIFORNIA MARITIME ACADEMY    | 11            | 28           | 10                                      | 91%                 | \$53,451             | \$10,177                  | \$0                 | \$14,660           | \$11,457           |
| CSPU, POMONA                   | 18            | 78           | 15                                      | 83%                 | \$110,631            | \$27,046                  | \$0                 | \$14,365           | \$25,328           |
| CSPU, SAN LUIS OBISPO          | 156           | 822          | 121                                     | 78%                 | \$1,115,574          | \$238,078                 | \$788               | \$111,810          | \$235,286          |
| CSU, BAKERSFIELD               | 48            | 332          | 40                                      | 83%                 | \$509,549            | \$78,456                  | \$0                 | \$32,199           | \$130,637          |
| CSU, CHICO                     | 11            | 63           | 10                                      | 91%                 | \$361,018            | \$104,631                 | \$0                 | \$53               | \$34,156           |
| CSU, DOMINGUEZ HILLS           | 26            | 181          | 14                                      | 54%                 | \$586,920            | \$30,092                  | \$49,049            | \$249,471          | \$242,834          |
| CSU, EAST BAY                  | 3             | 9            | 3                                       | 100%                | \$8,869              | \$572                     | \$0                 | \$0                | \$5,377            |
| CSU, FRESNO                    | 138           | 474          | 58                                      | 42%                 | \$2,016,638          | \$163,180                 | \$655,527           | \$284,602          | \$427,016          |
| CSU, FULLERTON                 | 69            | 287          | 43                                      | 62%                 | \$438,725            | \$44,534                  | \$19,765            | \$69,819           | \$172,814          |
| CSU, LONG BEACH                | 95            | 521          | 56                                      | 59%                 | \$858,578            | \$119,742                 | \$130,962           | \$135,798          | \$266,955          |
| CSU, LOS ANGELES               | 11            | 70           | 3                                       | 27%                 | \$203,194            | \$2,698                   | \$0                 | \$121,472          | \$77,517           |
| CSU, MONTEREY BAY              | 73            | 306          | 61                                      | 84%                 | \$442,733            | \$108,051                 | \$18,050            | \$57,385           | \$100,876          |
| CSU, NORTHRIDGE                | 73            | 300          | 35                                      | 48%                 | \$922,708            | \$27,889                  | \$159,035           | \$271,639          | \$324,656          |
| CSU, SACRAMENTO                | 154           | 1,020        | 97                                      | 63%                 | \$2,629,139          | \$529,742                 | \$23,698            | \$541,930          | \$707,127          |
| CSU, SAN BERNARDINO            | 14            | 55           | 7                                       | 50%                 | \$149,804            | \$8,790                   | \$0                 | \$4,119            | \$17,533           |
| CSU, SAN MARCOS                | 22            | 110          | 12                                      | 55%                 | \$165,853            | \$23,927                  | \$13,513            | \$29,993           | \$54,639           |
| CSU, STANISLAUS                | 14            | 79           | 9                                       | 64%                 | \$266,118            | \$83,360                  | \$0                 | \$8,571            | \$28,491           |
| HUMBOLDT STATE UNIVERSITY      | 14            | 49           | 12                                      | 86%                 | \$324,579            | \$75,420                  | \$0                 | \$0                | \$24,112           |
| SAN DIEGO STATE UNIVERSITY     | 421           | 972          | 99                                      | 24%                 | \$1,598,747          | \$227,525                 | \$199,787           | \$232,001          | \$419,903          |
| SAN FRANCISCO STATE UNIVERSITY | 18            | 79           | 14                                      | 78%                 | \$382,264            | \$92,568                  | \$18,929            | \$50,412           | \$86,666           |
| SAN JOSE STATE UNIVERSITY      | 147           | 559          | 97                                      | 66%                 | \$1,511,484          | \$205,809                 | \$443,271           | \$136,952          | \$332,696          |
| SONOMA STATE UNIVERSITY        | 20            | 102          | 16                                      | 80%                 | \$287,120            | \$91,519                  | \$0                 | \$29,943           | \$66,673           |
| <b>Totals:</b>                 | <b>1,556</b>  | <b>6,496</b> | <b>832</b>                              | <b>53%</b>          | <b>\$14,943,696</b>  | <b>\$2,293,806</b>        | <b>\$1,732,372</b>  | <b>\$2,397,195</b> | <b>\$3,792,748</b> |

# CSURMA CLAIMS PAID ANALYSIS

## Year # 2: 2016/2017 Policy Year

| CSU Campus                     | # of Injuries | # of Claims  | # Injuries w Primary Insurance payments | % of Total Injuries | Total Amount Claimed | Primary Insurance Payment | CSU Campus Discount | HSR PPO Discounts  | HSR Payments       |
|--------------------------------|---------------|--------------|---|---------------------|----------------------|---------------------------|---------------------|--------------------|--------------------|
| CALIFORNIA MARITIME ACADEMY    | 3             | 32           | 2                                       | 67%                 | \$83,697             | \$23,976                  | \$0                 | \$0                | \$11,018           |
| CSPU, POMONA                   | 15            | 178          | 11                                      | 73%                 | \$327,860            | \$36,089                  | \$17,041            | \$59,044           | \$76,270           |
| CSPU, SAN LUIS OBISPO          | 170           | 929          | 130                                     | 76%                 | \$1,248,350          | \$174,273                 | \$4,643             | \$190,983          | \$339,603          |
| CSU, BAKERSFIELD               | 58            | 387          | 39                                      | 67%                 | \$827,373            | \$79,546                  | \$134               | \$229,650          | \$242,904          |
| CSU, CHICO                     | 13            | 83           | 10                                      | 77%                 | \$469,446            | \$82,847                  | \$0                 | \$5,672            | \$31,725           |
| CSU, DOMINGUEZ HILLS           | 47            | 232          | 23                                      | 49%                 | \$647,561            | \$82,981                  | \$39,500            | \$166,639          | \$272,874          |
| CSU, EAST BAY                  | 15            | 44           | 13                                      | 87%                 | \$269,643            | \$47,494                  | \$1,328             | \$1,101            | \$26,072           |
| CSU, FRESNO                    | 149           | 461          | 87                                      | 58%                 | \$1,661,641          | \$235,819                 | \$567,901           | \$189,253          | \$346,008          |
| CSU, FULLERTON                 | 92            | 392          | 47                                      | 51%                 | \$622,857            | \$67,610                  | \$8,024             | \$161,939          | \$181,519          |
| CSU, LONG BEACH                | 110           | 698          | 64                                      | 58%                 | \$996,982            | \$139,459                 | \$98,303            | \$138,065          | \$273,472          |
| CSU, LOS ANGELES               | 8             | 95           | 5                                       | 63%                 | \$188,126            | \$11,332                  | \$0                 | \$84,088           | \$49,444           |
| CSU, MONTEREY BAY              | 45            | 118          | 31                                      | 69%                 | \$167,971            | \$49,510                  | \$3,290             | \$13,645           | \$53,507           |
| CSU, NORTHRIDGE                | 72            | 306          | 44                                      | 61%                 | \$1,009,700          | \$84,448                  | \$95,277            | \$208,653          | \$221,461          |
| CSU, SACRAMENTO                | 175           | 990          | 82                                      | 47%                 | \$1,545,269          | \$118,321                 | \$79,825            | \$319,748          | \$606,305          |
| CSU, SAN BERNARDINO            | 16            | 110          | 11                                      | 69%                 | \$155,167            | \$21,994                  | \$206               | \$32,867           | \$29,062           |
| CSU, SAN MARCOS                | 25            | 117          | 19                                      | 76%                 | \$357,908            | \$59,183                  | \$3,418             | \$35,427           | \$55,280           |
| CSU, STANISLAUS                | 18            | 65           | 15                                      | 83%                 | \$194,215            | \$74,052                  | \$0                 | \$2,934            | \$25,888           |
| HUMBOLDT STATE UNIVERSITY      | 12            | 40           | 9                                       | 75%                 | \$238,370            | \$86,234                  | \$0                 | \$340              | \$43,304           |
| SAN DIEGO STATE UNIVERSITY     | 296           | 640          | 73                                      | 25%                 | \$1,223,825          | \$98,895                  | \$426,052           | \$113,868          | \$329,375          |
| SAN FRANCISCO STATE UNIVERSITY | 15            | 53           | 12                                      | 80%                 | \$262,881            | \$54,506                  | \$0                 | \$2,318            | \$12,074           |
| SAN JOSE STATE UNIVERSITY      | 112           | 520          | 74                                      | 66%                 | \$974,060            | \$200,931                 | \$197,105           | \$61,697           | \$217,563          |
| SONOMA STATE UNIVERSITY        | 21            | 88           | 19                                      | 90%                 | \$138,321            | \$75,527                  | \$0                 | \$2,033            | \$29,457           |
| <b>Totals:</b>                 | <b>1,487</b>  | <b>6,578</b> | <b>820</b>                              | <b>55%</b>          | <b>\$13,611,223</b>  | <b>\$1,905,026</b>        | <b>\$1,542,047</b>  | <b>\$2,019,962</b> | <b>\$3,474,184</b> |

# CSURMA CLAIMS PAID ANALYSIS

## Year # 3: 2017/2018 Policy Year

| CSU Campus                     | # of Injuries | # of Claims  | # Injuries w Primary Insurance payments | % of Total Injuries | Total Amount Claimed | Primary Insurance Payment | CSU Campus Discount | HSR PPO Discounts  | HSR Payments       |
|--------------------------------|---------------|--------------|---|---------------------|----------------------|---------------------------|---------------------|--------------------|--------------------|
| CALIFORNIA MARITIME ACADEMY    | 17            | 41           | 15                                      | 88%                 | \$90,207             | \$32,868                  | \$0                 | \$1,207            | \$15,999           |
| CSPU, POMONA                   | 23            | 133          | 16                                      | 70%                 | \$124,766            | \$19,265                  | \$6,865             | \$14,936           | \$35,090           |
| CSPU, SAN LUIS OBISPO          | 141           | 734          | 89                                      | 63%                 | \$987,896            | \$221,299                 | \$1,525             | \$157,030          | \$226,360          |
| CSU, BAKERSFIELD               | 71            | 612          | 42                                      | 59%                 | \$994,435            | \$95,634                  | \$2,932             | \$356,978          | \$292,959          |
| CSU, CHICO                     | 8             | 37           | 6                                       | 75%                 | \$92,925             | \$11,053                  | \$0                 | \$22,814           | \$22,420           |
| CSU, DOMINGUEZ HILLS           | 47            | 238          | 12                                      | 26%                 | \$619,739            | \$30,144                  | \$88,324            | \$181,290          | \$277,169          |
| CSU, EAST BAY                  | 7             | 25           | 6                                       | 86%                 | \$94,887             | \$25,828                  | \$0                 | \$1,229            | \$9,486            |
| CSU, FRESNO                    | 146           | 459          | 83                                      | 57%                 | \$1,382,628          | \$77,354                  | \$674,566           | \$42,967           | \$320,949          |
| CSU, FULLERTON                 | 104           | 472          | 39                                      | 38%                 | \$920,656            | \$92,316                  | \$7,826             | \$318,830          | \$262,449          |
| CSU, LONG BEACH                | 137           | 1,005        | 78                                      | 57%                 | \$1,591,161          | \$193,477                 | \$188,410           | \$182,650          | \$495,067          |
| CSU, LOS ANGELES               | 7             | 80           | 5                                       | 71%                 | \$116,592            | \$14,998                  | \$1,750             | \$11,947           | \$33,491           |
| CSU, MONTEREY BAY              | 51            | 127          | 34                                      | 67%                 | \$260,566            | \$76,881                  | \$5,810             | \$11,780           | \$51,779           |
| CSU, NORTHRIDGE                | 62            | 301          | 28                                      | 45%                 | \$1,272,310          | \$54,403                  | \$77,186            | \$555,466          | \$358,306          |
| CSU, SACRAMENTO                | 169           | 895          | 84                                      | 50%                 | \$1,607,912          | \$247,607                 | \$328,285           | \$158,401          | \$479,041          |
| CSU, SAN BERNARDINO            | 16            | 66           | 7                                       | 44%                 | \$189,200            | \$65,826                  | \$0                 | \$23,234           | \$36,292           |
| CSU, SAN MARCOS                | 31            | 82           | 22                                      | 71%                 | \$119,606            | \$18,519                  | \$2,998             | \$6,616            | \$25,479           |
| CSU, STANISLAUS                | 10            | 22           | 7                                       | 70%                 | \$20,088             | \$4,626                   | \$0                 | \$1,479            | \$6,926            |
| HUMBOLDT STATE UNIVERSITY      | 7             | 17           | 6                                       | 86%                 | \$49,111             | \$18,326                  | \$0                 | \$3,251            | \$6,760            |
| SAN DIEGO STATE UNIVERSITY     | 175           | 384          | 63                                      | 36%                 | \$966,185            | \$71,407                  | \$317,322           | \$79,410           | \$242,781          |
| SAN FRANCISCO STATE UNIVERSITY | 17            | 97           | 12                                      | 71%                 | \$303,194            | \$87,872                  | \$29,225            | \$8,052            | \$34,979           |
| SAN JOSE STATE UNIVERSITY      | 179           | 896          | 119                                     | 66%                 | \$1,649,200          | \$260,527                 | \$445,993           | \$115,862          | \$375,358          |
| SONOMA STATE UNIVERSITY        | 17            | 114          | 15                                      | 88%                 | \$222,298            | \$70,372                  | \$0                 | \$2,413            | \$28,927           |
| <b>Totals:</b>                 | <b>1,442</b>  | <b>6,837</b> | <b>788</b>                              | <b>55%</b>          | <b>\$13,675,564</b>  | <b>\$1,790,601</b>        | <b>\$2,179,018</b>  | <b>\$2,257,843</b> | <b>\$3,638,068</b> |

# CSURMA CLAIMS PAID ANALYSIS

## Year # 4: 2018/2019 Policy Year

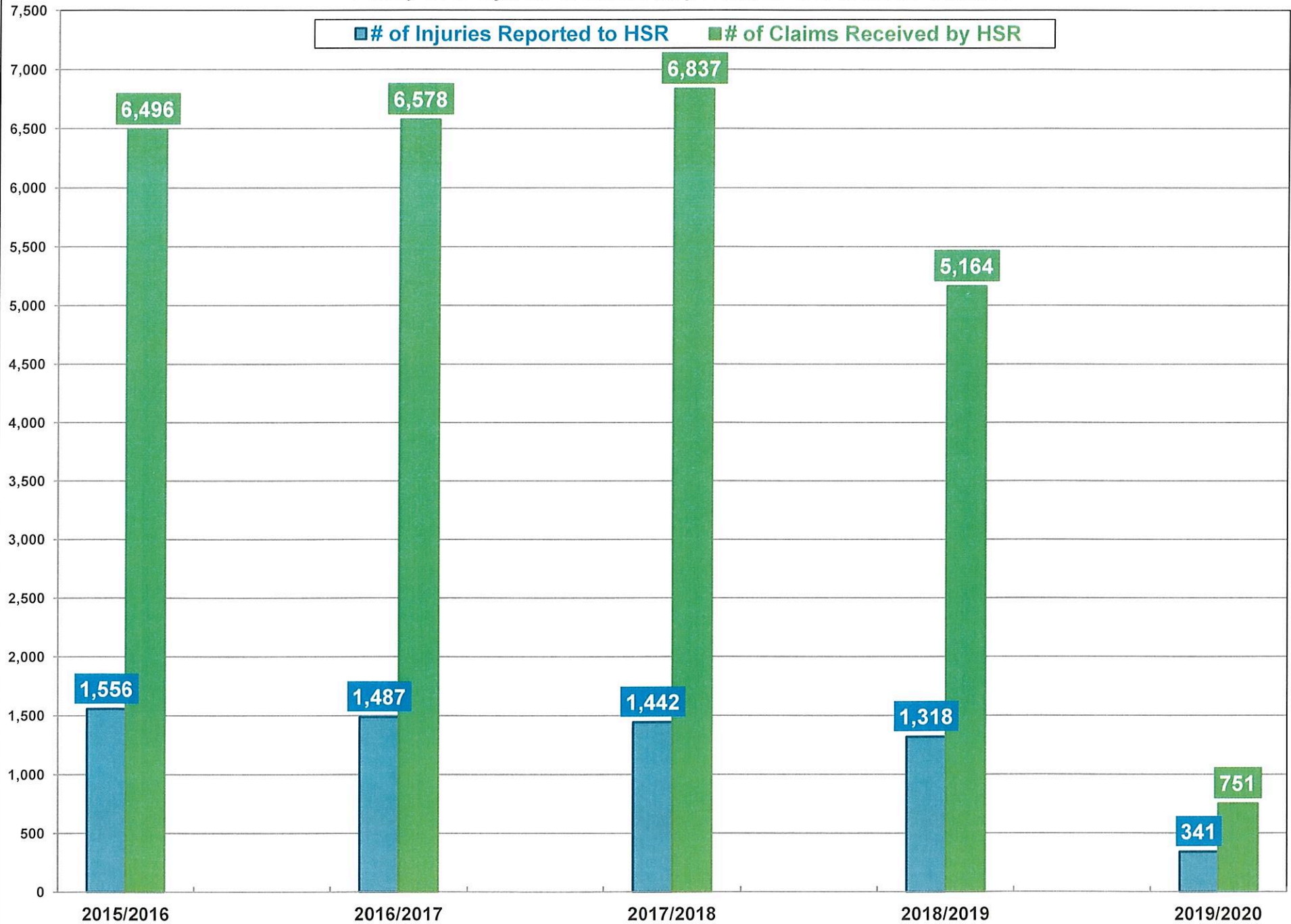
| CSU Campus                     | # of Injuries | # of Claims  | # Injuries w Primary Insurance payments | % of Total Injuries | Total Amount Claimed | Primary Insurance Payment | CSU Campus Discount | HSR PPO Discounts  | HSR Payments       |
|--------------------------------|---------------|--------------|---|---------------------|----------------------|---------------------------|---------------------|--------------------|--------------------|
| CALIFORNIA MARITIME ACADEMY    | 6             | 30           | 5                                       | 83%                 | \$54,976             | \$22,469                  | \$0                 | \$800              | \$9,064            |
| CSPU, POMONA                   | 25            | 131          | 17                                      | 68%                 | \$259,058            | \$55,348                  | \$21,643            | \$2,725            | \$32,075           |
| CSPU, SAN LUIS OBISPO          | 153           | 661          | 104                                     | 68%                 | \$1,295,449          | \$220,905                 | \$1,002             | \$202,504          | \$302,262          |
| CSU, BAKERSFIELD               | 46            | 233          | 26                                      | 57%                 | \$444,057            | \$24,095                  | \$0                 | \$184,725          | \$131,999          |
| CSU, CHICO                     | 8             | 34           | 7                                       | 88%                 | \$135,037            | \$32,215                  | \$0                 | \$1,175            | \$8,217            |
| CSU, DOMINGUEZ HILLS           | 26            | 127          | 9                                       | 35%                 | \$558,167            | \$61,286                  | \$54,905            | \$114,922          | \$219,080          |
| CSU, EAST BAY                  | 20            | 62           | 15                                      | 75%                 | \$219,075            | \$108,007                 | \$20                | \$4,594            | \$22,090           |
| CSU, FRESNO                    | 142           | 463          | 55                                      | 39%                 | \$1,429,220          | \$73,146                  | \$500,874           | \$135,764          | \$315,232          |
| CSU, FULLERTON                 | 88            | 284          | 41                                      | 47%                 | \$592,278            | \$77,038                  | \$7,624             | \$155,348          | \$154,611          |
| CSU, LONG BEACH                | 122           | 538          | 54                                      | 44%                 | \$752,413            | \$58,975                  | \$190,808           | \$90,623           | \$238,306          |
| CSU, LOS ANGELES               | 11            | 51           | 7                                       | 64%                 | \$147,317            | \$40,737                  | \$262               | \$1,970            | \$20,102           |
| CSU, MONTEREY BAY              | 48            | 160          | 28                                      | 58%                 | \$195,784            | \$35,051                  | \$5,294             | \$30,238           | \$46,646           |
| CSU, NORTHRIDGE                | 66            | 233          | 27                                      | 41%                 | \$875,257            | \$34,984                  | \$23,531            | \$313,217          | \$233,999          |
| CSU, SACRAMENTO                | 159           | 862          | 76                                      | 48%                 | \$1,958,714          | \$461,104                 | \$237,167           | \$156,561          | \$701,383          |
| CSU, SAN BERNARDINO            | 15            | 49           | 11                                      | 73%                 | \$267,885            | \$77,429                  | \$0                 | \$2,369            | \$17,590           |
| CSU, SAN MARCOS                | 23            | 54           | 17                                      | 74%                 | \$127,777            | \$17,316                  | \$1,220             | \$234              | \$18,125           |
| CSU, STANISLAUS                | 25            | 73           | 15                                      | 60%                 | \$73,292             | \$11,328                  | \$0                 | \$13,937           | \$19,894           |
| HUMBOLDT STATE UNIVERSITY      | 8             | 41           | 7                                       | 88%                 | \$90,609             | \$16,944                  | \$0                 | \$2,693            | \$25,924           |
| SAN DIEGO STATE UNIVERSITY     | 134           | 303          | 72                                      | 54%                 | \$1,003,482          | \$95,372                  | \$245,119           | \$99,321           | \$248,354          |
| SAN FRANCISCO STATE UNIVERSITY | 11            | 39           | 9                                       | 82%                 | \$162,649            | \$42,690                  | \$28,821            | \$2,629            | \$30,050           |
| SAN JOSE STATE UNIVERSITY      | 163           | 661          | 100                                     | 61%                 | \$1,640,247          | \$262,803                 | \$234,082           | \$209,484          | \$357,622          |
| SONOMA STATE UNIVERSITY        | 19            | 75           | 13                                      | 68%                 | \$112,028            | \$64,148                  | \$0                 | \$6,977            | \$24,175           |
| <b>Totals:</b>                 | <b>1,318</b>  | <b>5,164</b> | <b>715</b>                              | <b>54%</b>          | <b>\$12,394,769</b>  | <b>\$1,893,390</b>        | <b>\$1,552,370</b>  | <b>\$1,732,810</b> | <b>\$3,176,801</b> |

# CSURMA CLAIMS PAID ANALYSIS

## Year # 5: 2019/2020 Policy Year

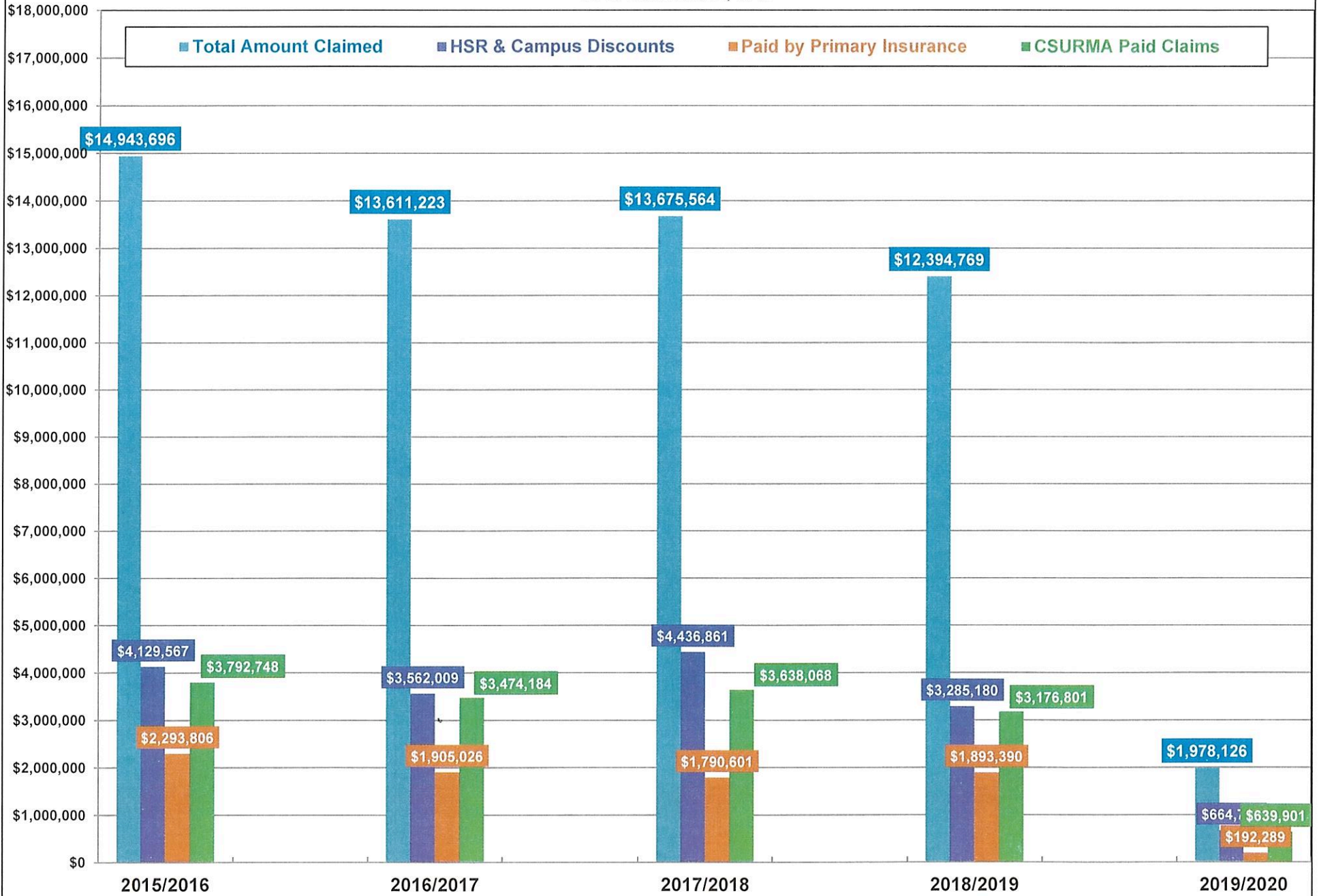
| CSU Campus                     | # of Injuries | # of Claims | # Injuries w Primary Insurance payments | % of Total Injuries | Total Amount Claimed | Primary Insurance Payment | CSU Campus Discount | HSR PPO Discounts | HSR Payments     |
|--------------------------------|---------------|-------------|---|---------------------|----------------------|---------------------------|---------------------|-------------------|------------------|
| CSPU, POMONA                   | 5             | 13          | 3                                       | 60%                 | \$16,330             | \$5,147                   | \$0                 | \$0               | \$1,270          |
| CSPU, SAN LUIS OBISPO          | 36            | 69          | 22                                      | 61%                 | \$169,701            | \$84,555                  | \$110               | \$1,531           | \$20,700         |
| CSU, BAKERSFIELD               | 19            | 41          | 8                                       | 42%                 | \$43,973             | \$3,517                   | \$0                 | \$15,282          | \$19,159         |
| CSU, CHICO                     | 4             | 10          | 2                                       | 50%                 | \$32,685             | \$994                     | \$0                 | \$18,724          | \$12,565         |
| CSU, DOMINGUEZ HILLS           | 4             | 8           | 1                                       | 25%                 | \$8,856              | \$50                      | \$0                 | \$5,086           | \$3,720          |
| CSU, EAST BAY                  | 10            | 13          | 5                                       | 50%                 | \$6,547              | \$651                     | \$0                 | \$1,287           | \$2,533          |
| CSU, FRESNO                    | 30            | 60          | 12                                      | 40%                 | \$247,304            | \$3,072                   | \$74,507            | \$13,709          | \$82,367         |
| CSU, FULLERTON                 | 22            | 45          | 5                                       | 23%                 | \$91,796             | \$1,308                   | \$0                 | \$53,206          | \$33,978         |
| CSU, LONG BEACH                | 15            | 24          | 5                                       | 33%                 | \$17,303             | \$1,635                   | \$807               | \$3,140           | \$7,156          |
| CSU, LOS ANGELES               | 4             | 10          | 2                                       | 50%                 | \$11,346             | \$5,628                   | \$0                 | \$0               | \$2,676          |
| CSU, MONTEREY BAY              | 9             | 18          | 6                                       | 67%                 | \$15,644             | \$1,358                   | \$120               | \$5,279           | \$5,929          |
| CSU, NORTHRIDGE                | 21            | 59          | 7                                       | 33%                 | \$336,923            | \$8,396                   | \$5,908             | \$196,215         | \$96,538         |
| CSU, SACRAMENTO                | 43            | 155         | 17                                      | 40%                 | \$389,801            | \$20,390                  | \$53,022            | \$71,649          | \$201,324        |
| CSU, SAN BERNARDINO            | 18            | 37          | 3                                       | 17%                 | \$64,057             | \$6,037                   | \$0                 | \$28,648          | \$20,651         |
| CSU, STANISLAUS                | 5             | 6           | 3                                       | 60%                 | \$2,822              | \$455                     | \$0                 | \$0               | \$539            |
| SAN DIEGO STATE UNIVERSITY     | 57            | 91          | 24                                      | 42%                 | \$220,022            | \$15,589                  | \$39,302            | \$4,902           | \$53,371         |
| SAN FRANCISCO STATE UNIVERSITY | 1             | 2           | 1                                       | 100%                | \$4,827              | \$2,954                   | \$0                 | \$0               | \$573            |
| SAN JOSE STATE UNIVERSITY      | 35            | 77          | 16                                      | 46%                 | \$232,125            | \$20,882                  | \$34,404            | \$26,916          | \$65,924         |
| SONOMA STATE UNIVERSITY        | 3             | 13          | 2                                       | 67%                 | \$66,063             | \$9,669                   | \$0                 | \$10,998          | \$8,928          |
| <b>Totals:</b>                 | <b>341</b>    | <b>751</b>  | <b>144</b>                              | <b>42%</b>          | <b>\$1,978,126</b>   | <b>\$192,289</b>          | <b>\$208,178</b>    | <b>\$456,572</b>  | <b>\$639,901</b> |

*Health Special Risk, Inc. - CSURMA AIME*  
Policy Year Injuries & Claims Reported, as of December 31, 2019



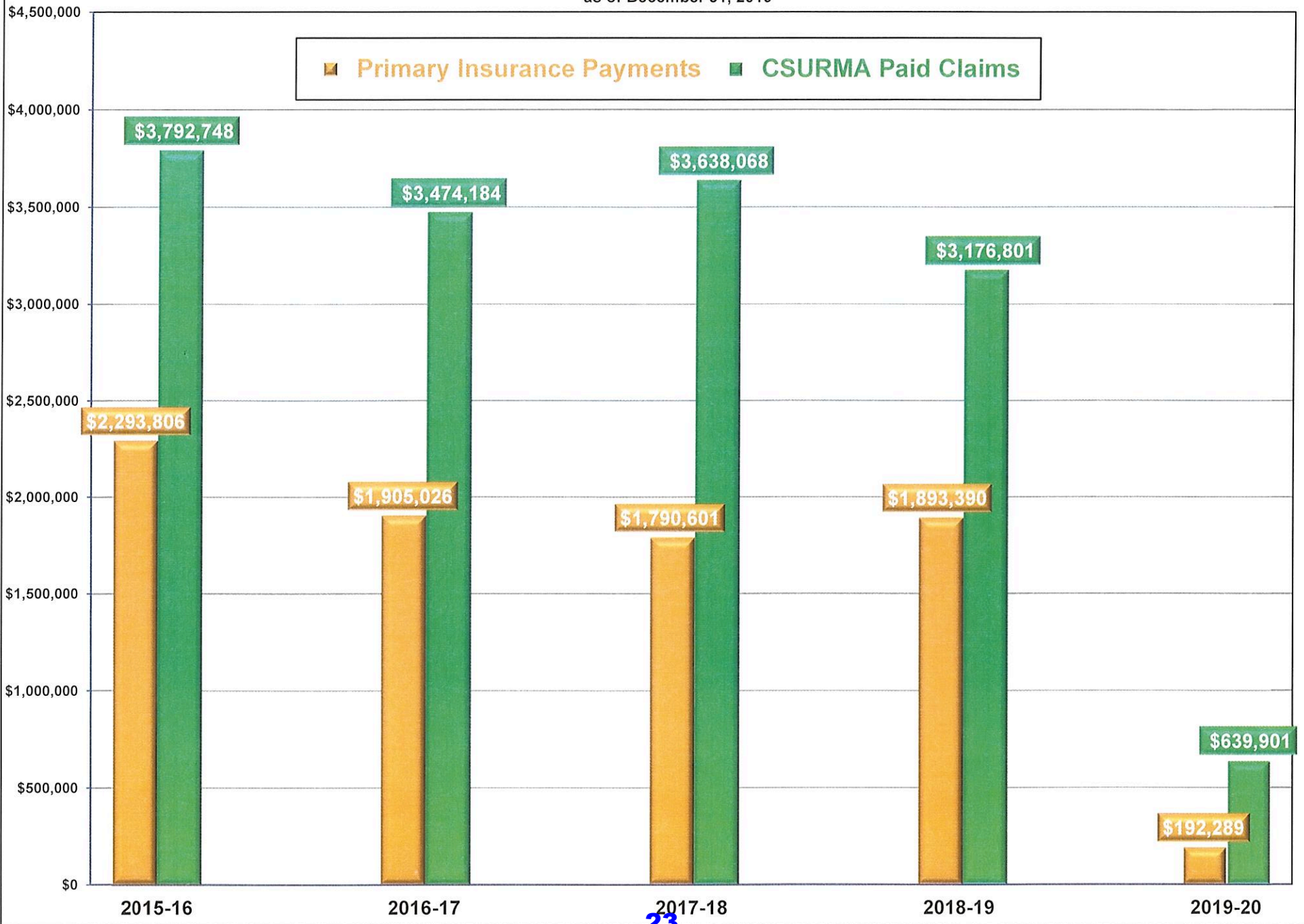
## Health Special Risk, Inc. - CSURMA AIME

Policy Year Amount Claimed, Paid by Primary Insurance, HSR & Campus Discounts and Paid by CSURMA  
as of December 31, 2019



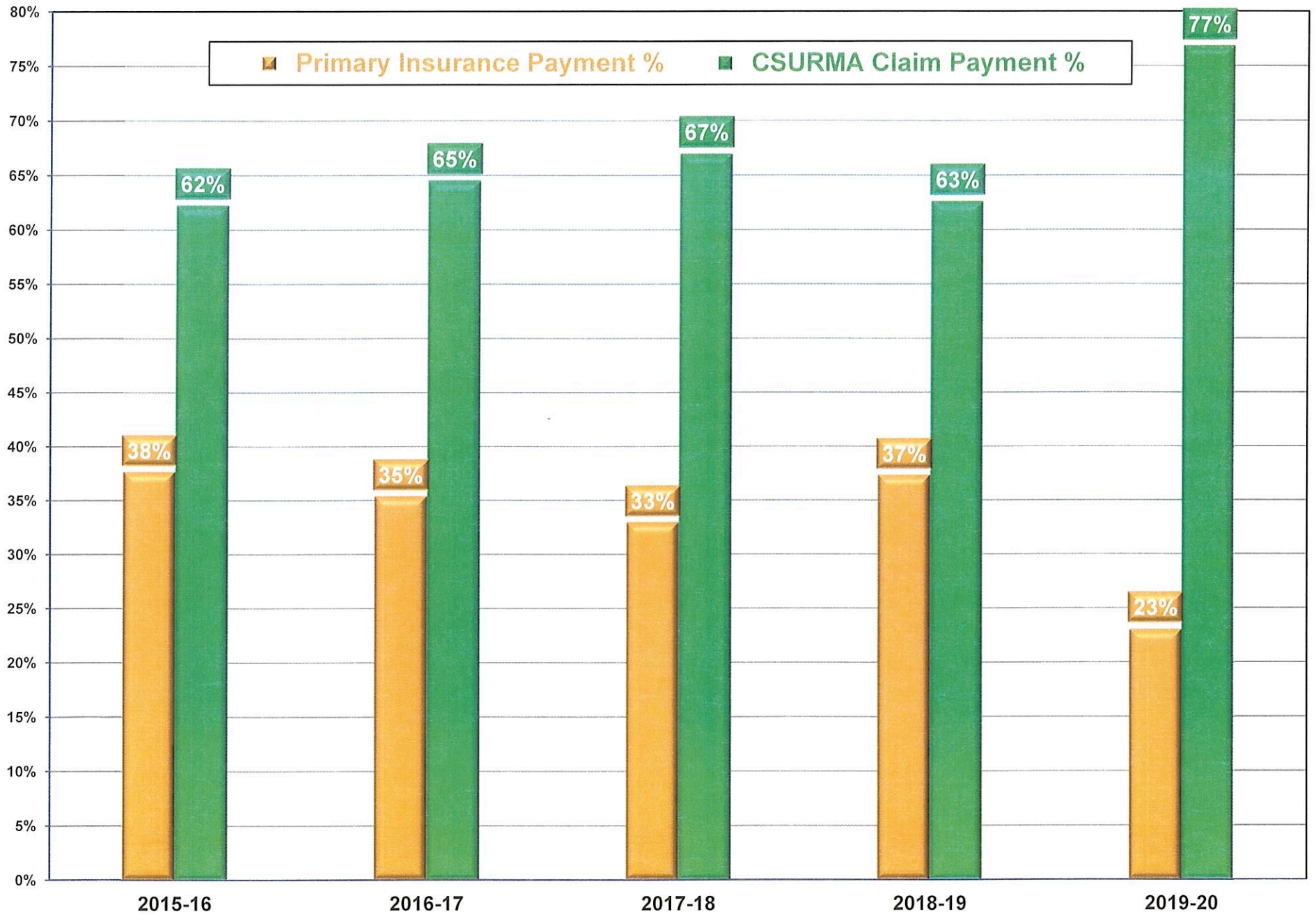
# Health Special Risk, Inc. - Primary Insurance Payments & CSURMA Paid Claims

as of December 31, 2019



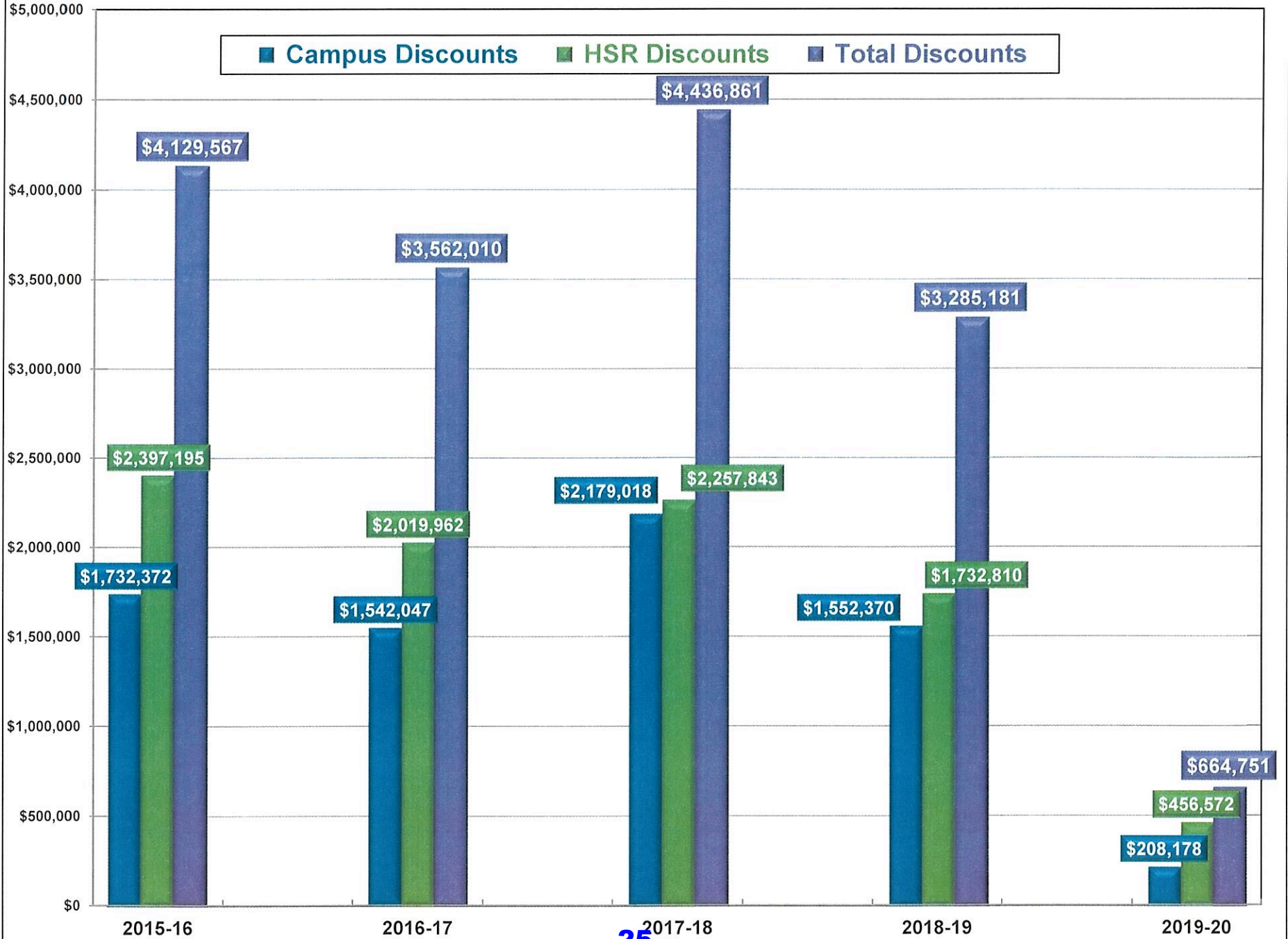
# Health Special Risk, Inc. - Primary Insurance Paid % vs. CSURMA Paid %

as of December 31, 2019



# Health Special Risk, Inc. - CSURMA, HSR & Total Discounts

as of December 31, 2019



# Health Special Risk, Inc. - Discounts as a % of Total Paid Claims

as of December 31, 2019



**CSURMA EXECUTIVE COMMITTEE REPORT**

**ISSUE:** The AIME Committee will receive a report from the CSURMA Executive Committee Liaison, Lisa Kao, regarding the Executive Committee's November 8, 2019 and January 12, 2020 meetings.

**RECOMMENDATION:** This is an information item only; no action is required.

**FISCAL IMPACT:** None.

**BACKGROUND:** Lisa Kao, CSU Fresno, is the Executive Committee Liaison for AIME.

**PUBLICATION:** None.

**ATTACHMENT(S):** None.

## **FISCAL YEAR 2020/21 AIME PROGRAM DEPOSITS**

**ISSUE:** The Executive Committee delegated authority to the AIME Committee to develop and approve FY 2020/21 program deposits for the AIME risk pool. The Program Administrator has adjusted the FY 2020/21 AIME program deposits for the Committee's review at today's meeting due to an error of loss information in the calculation. Program deposits were calculated using the actuarial report dated September 12, 2019 and the financial statements prepared by the CSURMA Accountant for fiscal year ending 2019.

**RECOMMENDATION:** The AIME Committee is asked to review the proposed FY 2020/21 Program Deposits and make a recommendation to the Board of Directors for adoption.

**FISCAL IMPACT:** Program Deposits determine total program contribution for FY 2020/21.

**BACKGROUND:** Program deposits have been calculated per the rating plan adopted by the AIME Committee. The current rating plan has been in effect since the beginning of FY 2015/16.

**PUBLICATION:** None.

**ATTACHMENT(S):**

- a. Proposed FY 2020/21 AIME Program Funding Cost Summary

**CSURMA RISK POOL FY 2020/21**  
**Athletic Injury Medical Expense Program Cost**  
**(AIME)**

| <i>Campus</i>    | <i>Adopted<br/>FY 19/20</i> | <i>Proposed<br/>FY 20/21</i> | <i>\$ Chg</i>    | <i>% Chg</i> |
|------------------|-----------------------------|------------------------------|------------------|--------------|
| Bakersfield      | \$210,171                   | \$209,441                    | (\$730)          | -0.3%        |
| Chico            | 45,245                      | 48,790                       | 3,545            | 7.8%         |
| Dominguez Hills  | 319,418                     | 335,026                      | 15,608           | 4.9%         |
| East Bay         | 51,232                      | 50,490                       | (742)            | -1.4%        |
| Fresno           | 511,876                     | 529,814                      | 17,938           | 3.5%         |
| Fullerton        | 162,305                     | 185,039                      | 22,734           | 14.0%        |
| Humboldt         | 66,198                      | 47,948                       | (18,250)         | -27.6%       |
| Long Beach       | 237,326                     | 296,979                      | 59,653           | 25.1%        |
| Los Angeles      | 92,666                      | 91,380                       | (1,286)          | -1.4%        |
| Maritime Academy | 21,404                      | 22,246                       | 842              | 3.9%         |
| Monterey Bay     | 147,525                     | 114,638                      | (32,887)         | -22.3%       |
| Northridge       | 340,292                     | 376,982                      | 36,690           | 10.8%        |
| Pomona           | 49,414                      | 59,687                       | 10,273           | 20.8%        |
| Sacramento       | 713,816                     | 899,133                      | 185,317          | 26.0%        |
| San Bernardino   | 41,700                      | 36,714                       | (4,986)          | -12.0%       |
| San Diego        | 531,111                     | 486,670                      | (44,441)         | -8.4%        |
| San Francisco    | 87,435                      | 78,752                       | (8,683)          | -9.9%        |
| San Jose         | 442,563                     | 503,126                      | 60,563           | 13.7%        |
| San Luis Obispo  | 424,078                     | 399,757                      | (24,321)         | -5.7%        |
| San Marcos       | 107,581                     | 85,313                       | (22,268)         | -20.7%       |
| Sonoma           | 79,901                      | 67,160                       | (12,741)         | -15.9%       |
| Stanislaus       | 77,692                      | 40,254                       | (37,438)         | -48.2%       |
| <b>Total:</b>    | <b>\$4,760,949</b>          | <b>\$4,965,339</b>           | <b>\$204,390</b> | <b>4.3%</b>  |

## **RENEWAL OF TRAVEL ACCIDENT INSURANCE**

**ISSUE:** AIME purchases Travel Accident insurance to augment its self-insurance risk pool for Athletic Injury Medical Expense. The proposed premium renewal is \$8,325 and the Committee will be asked to confirm the approval to renew the Travel Accident insurance effective December 31, 2019 – December 31, 2020.

**RECOMMENDATION:** The AIME Committee is asked to confirm approving the renewal of the Travel Accident policy effective December 31, 2019 – December 31, 2020.

**FISCAL IMPACT:** The amount for the premium to renew the Travel Accident insurance is included in the FY 2020/21 AIME budget.

**BACKGROUND:** The AIME program carries Student Travel Accident coverage for student athletes and for the July 1, 2019 renewal the student athletes were included in the CSURMA Master Student Travel Accident policy for travel to and from intercollegiate sponsored activities up to a maximum benefit of \$50,000. For the renewal effective July 1, 2019 – December 31, 2019 the AIME Student Travel Accident policy limit was revised to \$40,000 to provide limits for athletes at a \$90,000 limit of travel insurance per the NCAA policy. The AIME Student Travel Accident policy with a \$40,000 limit for Travel Accident / AD&D coverage effective December 31, 2019 – December 31, 2020.

**PUBLICATION:** None.

**ATTACHMENT(S):**

- a. AIME Student Travel Accident / AD&D insurance summary effective December 31, 2019 – December 31, 2020

## COVERAGE SUMMARY

**INSURER:**  
QBE Insurance  
Corporation

**POLICY TERM:**  
December 31, 2019 to  
December 31, 2020

**POLICY NO:**  
NHH000804



**QUESTIONS:**

**Stacey Weeks**  
(415) 403-1448  
[sweeks@alliant.com](mailto:sweeks@alliant.com)

**Van Rin**  
(415) 403-1408  
[vrin@alliant.com](mailto:vrin@alliant.com)

**NAMED COVER ENTITY:**

1. California State University, Bakersfield
2. California State University, Chico
3. California State University, Dominguez Hills
4. California State University, East Bay
5. California State University, Fresno
6. California State University, Fullerton
7. Humboldt State University
8. California State University, Long Beach
9. California State University, Los Angeles
10. California Maritime Academy
11. California State University, Monterey Bay
12. California State University, Northridge
13. California State Polytechnic University, Pomona
14. California State University, Sacramento
15. California State University, San Bernardino
16. San Diego State University
17. San Francisco State University
18. San Jose State University
19. California Polytechnic State University, San Luis Obispo
20. California State University, San Marcos
21. Sonoma State University
22. California State University, Stanislaus

**COVERED PARTIES / COVERED ACTIVITIES:**

**Class 1** – All intercollegiate athletes, coaches, managers, trainers and band members of the schools. While participating in the supervised and sponsored sports participation, practice or off season conditioning of a participating intercollegiate sport. Coverage does **not** include travel.

**Class 2** – All intercollegiate athletes, coaches, managers, trainers and band members of the schools. While participating in the supervised and sponsored **group travel only** for activities covered under Class 1. Overnight supervised and sponsored activities with duration of more than seven (7) days and related travel are not covered unless specifically agreed to in writing by Carrier.

**MEDICAL EXPENSE BENEFITS:**

|          |  |
|----------|--|
| \$0      | Class 1 – Accident Medical Expense Benefits – Not Covered                                  |
| \$40,000 | Class 2 – Accident Medical Expense Benefits  |
| 90 days  | after the Covered Accident - first Covered Expenses must be incurred within Benefit Period |
| \$15,000 | Accidental Death Benefit – Class 1   |
| \$5,000  | Accidental Death Benefit – Class 2   |
| \$15,000 | Accidental Dismemberment Benefit – Class 1   |
| \$5,000  | Accidental Dismemberment Benefit – Class 2   |
| \$50,000 | Deductible – Class 2 only  |
| 5 years  | Benefit period from the date of the Covered Accident – Class 2 only                        |

*While we believe this Summary of Insurance fairly represents the terms, conditions and exclusions found in your insurance policies, in the event of any differences between the policies themselves and this summary, the policy provision will direct any resolution. This summary is not intended to replace or supersede any of your insurance contracts.*

**INSURER:**  
QBE Insurance  
Corporation

**POLICY TERM:**  
December 31, 2019 to  
December 31, 2020

**POLICY NO:**  
NHH000804



**QUESTIONS:**

**Stacey Weeks**  
(415) 403-1448  
[sweeks@alliant.com](mailto:sweeks@alliant.com)

**Van Rin**  
(415) 403-1408  
[vrin@alliant.com](mailto:vrin@alliant.com)

**EXCLUSION(S):**

1. intentionally self-inflicted Injury, suicide or any attempt thereof while sane or insane;
2. commission or attempt to commit a felony or an assault;
3. commission of or active participation in a riot or insurrection;
4. bungee jumping; parachuting; skydiving; parasailing; hang-gliding;
5. declared or undeclared war or act of war;
6. flight in, boarding or alighting from an Aircraft or any craft designed to fly above the Earth's surface, except as a fare-paying passenger on a regularly scheduled commercial or charter airline;
7. travel in or on any off-road motorized vehicle not requiring licensing as a motor vehicle;
8. participation in any motorized race or contest of speed;
9. an accident if the Covered Person is the operator of a motor vehicle and does not possess a valid motor vehicle operator's license; except while participating in Driver's Education program;
10. sickness, disease, bodily or mental infirmity, bacterial or viral infection or medical or surgical treatment thereof, except for any bacterial infection resulting from an accidental external cut or wound or accidental ingestion of contaminated food;
11. travel or activity outside the United States;
12. the Covered Person's intoxication as determined according to the laws of the jurisdiction in which the Covered Accident occurred;
13. voluntary ingestion of any narcotic, drug, poison, gas or fumes, unless prescribed or taken under the direction of a Physician and taken in accordance with the prescribed dosage;
14. injuries compensable under Workers' Compensation law or any similar law.

**HOW TO REPORT A CLAIM:**

**Notify your Claims Administrator:**

Report claims within 30 days after the covered loss occurs or as soon as reasonably possible.

**Health Special Risk, Inc. (HSR)**  
4100 Medical Parkway  
Carrollton, Texas 75007-1517  
(972) 512-5600  
[CSRM@hsri.com](mailto:CSRM@hsri.com)

**RENEWAL OF PROSPECTIVE STUDENT ATHLETES  
INSURANCE PROGRAM**

**ISSUE:** AIME purchases Prospective Student Athletes Insurance to cover prospective student athletes (PSA) at an NCAA member school, while participating in an on-campus evaluation as a PSA. The Committee will receive a report from Staff regarding the renewal proposal for Prospective Student Athletes Insurance program, and be asked to discuss the proposal.

The Table below shows CSURMA’s historical and current coverage program and renewal costs. The Prospective Student Athletes coverage is effective February 1, 2020 – February 1, 2021.

**Table 1**  
**CSURMA Historical Prospective Student Athletes Coverage**

| <b>Premiums &amp; Coverage</b> |                       |               |                   |                |
|--------------------------------|-----------------------|---------------|-------------------|----------------|
| <b>Year</b>                    | <b>Carrier</b>        | <b>Limits</b> | <b>Deductible</b> | <b>Premium</b> |
| 2014/15                        | ACE Insurance Company | \$10,000      | \$ 0              | \$ 5,025       |
| 2015/16                        | ACE Insurance Company | \$10,000      | \$ 0              | \$ 5,025       |
| 2016/17                        | ACE Insurance Company | \$10,000      | \$ 0              | \$ 5,025       |
| 2017/18                        | ACE Insurance Company | \$10,000      | \$ 0              | \$ 5,025       |
| 2018/19                        | ACE Insurance Company | \$10,000      | \$ 0              | \$ 5,025       |
| 2019/20                        | ACE Insurance Company | \$10,000      | \$ 0              | \$ 5,192       |
| 2020/21*                       | ACE Insurance Company | \$10,000      | \$ 0              | TBD            |

\*Quoted Renewal Cost

**RECOMMENDATION:** It is recommended that the Committee review and accept the renewal quote for the Prospective Student Athletes coverage.

**FISCAL IMPACT:** Total cost for the renewal of the Student Travel Accident for 2019/2020 is \$5,192, and reflects a slight increase in cost. The amount is within the FY 2020/2021 budgeted amount.

**BACKGROUND:** At the NCAA Convention in January 2011, the Legislative Council approved a proposal “eligibility” of a men’s basketball prospective student-athlete. The NCAA defines a “prospective student-athlete” as any individual who has started classes for the seventh grade and is not enrolled in the member institution at the time of the practice or test. The Prospective Student Athletes policy provides coverage for injuries to CSU prospective student athletes ages 14 – 25 participating in sponsored and supervised tryouts.

**ATTACHMENT(S):**

- a. Prospective Student Athlete PAI 2019-2020 Summary



# AIME Student Participant Accident Insurance for Prospective Athletics Program

## COVERAGE SUMMARY

**INSURER:**

Chubb Group Ins Company

**POLICY TERM:**

February 1, 2019 to  
February 1, 2020

**POLICY NO:**

PTPN04963775

**QUESTIONS:**

**Stacey L. Weeks**  
(415) 403-1448

[sweeks@alliant.com](mailto:sweeks@alliant.com)

**Van Rin**

(415) 403-1408

[vrin@alliant.com](mailto:vrin@alliant.com)

**Amy Lightner**

(415) 403-1408

[amy.lightner@alliant.com](mailto:amy.lightner@alliant.com)

**COVERED NAME ENTITY:**

California State University Risk Management Authority (CSURMA)

**COVERED MEMBERS:**

1. California State University, Bakersfield
2. California State University, Chico
3. California State University, Dominguez Hills
4. California State University, East Bay
5. California State University, Fresno
6. California State University, Fullerton
7. Humboldt State University
8. California State University, Long Beach
9. California State University, Los Angeles
10. California Maritime Academy
11. California State University, Monterey Bay
12. California State University, Northridge
13. California State Polytechnic University, Pomona
14. California State University, Sacramento
15. California State University, San Bernardino
16. San Diego State University
17. San Francisco State University
18. San Jose State University
19. California Polytechnic State University, San Luis Obispo
20. California State University, San Marcos
21. Sonoma State University
22. California State University, Stanislaus

**COVERAGE PARTIES:**

All prospective registered student athletes' (440 per schedule on file) ages 14 to 25 participating in Basketball tryouts sponsored and supervised by the Policyholder at one of the 22 named campuses. Not including travel to and from home.

**COVERED ACTIVITIES:**

The Covered Accident must take place 1) on the premises of the Policyholder during normal hours of operation; or 2) on the premises of the Policyholder during other periods, if attending or participating in a Covered Activity; or 3) away from the premises of the Policyholder while attending or participating in a Covered Activity at its scheduled site.

**LIMITS / SUB-LIMIT / DEDUCTIBLE:**

|  |  |
|--|--|
| \$10,000                                       | Accidental Death & Dismemberment                       |
| \$1,000,000                                    | Benefit Maximum per Covered Accident / Aggregate Limit |
| \$0  | Deductible   |
| 365 days from the date of the covered accident | Maximum Benefit Period                                 |
| 60 days from date of the covered accident      | Incurral Period  |

*While we believe this Summary of Insurance fairly represents the terms, conditions and exclusions found in your insurance policies, in the event of any differences between the policies themselves and this summary, the policy provision will direct any resolution. This summary is not intended to replace or supersede any of your insurance contracts.*



# AIME Student Participant Accident Insurance for Prospective Athletics Program

## COVERAGE SUMMARY

**INSURER:**

Chubb Group Ins Company

**POLICY TERM:**

February 1, 2019 to  
February 1, 2020

**POLICY NO:**

PTPN04963775

**COMMON EXCLUSIONS (Major but not limited too):**

- intentionally self-inflicted injury
- suicide or attempted suicide
- war or any act of war, whether declared or not
- a Covered Accident that occurs while on active duty service in the military, naval or air force of any country or international organization
- sickness, disease, bodily or mental infirmity, bacterial or viral infection, or medical or surgical treatment thereof, except for any bacterial infection resulting from an accidental external cut or wound or accidental ingestion of contaminated food
- piloting or serving as a crewmember in any aircraft (except as provided by the Policy)
- commission of, or attempt to commit, a felony
- the Covered Person being legally intoxicated as determined according to the laws of the jurisdiction in which the Injury occurred
- riding in any aircraft except as a fare-paying passenger on a regularly scheduled or charter airline
- injury covered by workers' compensation, employers'; liability laws, or similar occupational benefits
- injury or loss contributed to the use of any drug or narcotic, except as prescribed by a Doctor

**HOW TO REPORT A CLAIM:****THIRD PARTY CLAIMS ADMINISTRATOR:**

**Health Special Risk, Inc. (HSR)**  
 HSR Plaza II, 4100 Medical Parkway  
 Carrollton, TX 75007

**QUESTIONS:**

**Stacey L. Weeks**

(415) 403-1448

[sweeks@alliant.com](mailto:sweeks@alliant.com)

**Van Rin**

(415) 403-1408

[vrin@alliant.com](mailto:vrin@alliant.com)

**Amy Lightner**

(415) 403-1408

[amy.lightner@alliant.com](mailto:amy.lightner@alliant.com)

*While we believe this Summary of Insurance fairly represents the terms, conditions and exclusions found in your insurance policies, in the event of any differences between the policies themselves and this summary, the policy provision will direct any resolution. This summary is not intended to replace or supersede any of your insurance contracts.*

## **AIME VENDOR MASTER AGREEMENTS**

**ISSUE:** The Committee members, Scott Shaw and Brandon Padilla have been working on behalf of the Committee in obtaining a standard discount for all of the CSU schools with vendors. The goal would be to standardize discounts. By standardizing discounts, it would ease billing challenges. The Committee will be asked to review and discuss the contract with NormaTec and any future agreements, making recommendations as necessary.

**RECOMMENDATION:** It is recommended that the Committee discuss and make recommendations for the NormaTec agreement and any future agreements, and take action as necessary.

**FISCAL IMPACT:** None.

**BACKGROUND:** The Committee members, Scott Shaw and Brandon Padilla have been working on behalf of the Committee in obtaining a standard discount for all AIME members with vendors. The standard discount would be available for all AIME members to use at their discretion. The third party administrators and some AIME members have had discounts in place and the goal would be to standardize the discounts.

**PUBLICATION:** None.

**ATTACHMENT(S):**

- a. NormaTec Agreement

**Contract of Agreement for Discounted Medical Services & Supplies**

This shall serve as a **Contract of Agreement for Discounted Medical Services & Supplies** by and between

- **California State University Risk Management Authority, Athletic Injury Medical Expense (CSURMA-AIME), 401 Golden Shore, 5<sup>th</sup> Floor, Long Beach, CA 90802-4210, and,**
- **NormaTec Industries, LP, DBA NormaTec (Tax ID 20-1303843), 480 Pleasant St., Suite A200 Watertown, MA 02472 (Provider),**
- **and shall be effective November 6, 2019.**

Provider agrees to provide the following medical services or supplies to CSURMA at the agreed to and stated price for services and/or supplies provided to eligible intercollegiate student athletes covered under the **California State University Risk Management Authority (CSURMA) secondary Athletic Injury Medical Expense (AIME) program.**

In a collaborative measure to reduce the cost of care while providing an incentive for expeditious payment, the following services and costs are agreed:

**Exhibit A  
Schedule of Reimbursement**

| Procedure  | Rate      |
|--|-----------|
| 1-NormaTec Pulse 2.0 System  | \$1195.00 |
| 1-Leg Attachment Pair (Short, Standard, Tall) or Arm Attachment Set (Left & Right) or Hip Attachment |           |
| 1-NormaTec Pulse Series Carry Case   |           |
| 1-NormaTec Pulse Pro 2.0 System  | \$2245.00 |
| 1-Leg Attachment Pair (Short, Standard, Tall) or Arm Attachment Set (Left & Right) or Hip Attachment |           |
| 1-NormaTec Pulse Series Carry Case   |           |

All orders will include free shipping. All other services/supplies not covered above will be reimbursed at discounted rate of 15% off the current year US price list. See attached list for prices.

All claims for benefits are administered by CSURMA's independent Third Party Claims Administrator, **Health Special Risk, Inc. (HSR)**, 4100 Medical Parkway, Carrollton, Texas 75007.

It is understood and agreed that:

- \* Only claims eligible under the **CSURMA AIME** Plan of Benefits will be adjudicated for payment by **HSR**, and,
- \* Normal Coordination of Benefits procedures apply for all claims, and
- \* Coverage provided by the **CSURMA AIME** program is secondary to any and all insurance inforce for the eligible student athlete, in his or her name or as a dependent.

\* If primary payment to PROVIDER is greater than the amount to which the PROVIDER would be entitled under Exhibit A above (including unit rental fees if applicable), PROVIDER shall receive no further payment from PAYER. If primary insurance payment is less than the amount to which PROVIDER would be entitled to under Exhibit A above (including unit rental fees if applicable), PAYER will reimburse PROVIDER the difference between these two amounts not to exceed the amount agreed to in Exhibit A above.

The initial term of this agreement shall be for one (1) year from the Effective Date first written above and shall renew automatically unless either party gives notice to the other party at least thirty (30) days before the end of the respective term. The agreement may be amended as mutually agreed to by the parties, but no such amendment shall be effective unless reduced to writing and signed by each party. This agreement will replace former agreements entered between PROVIDER and PAYER, but does not replace or supersede any agreements entered directly between PAYERS and PROVIDER.

Agreed to this 6<sup>th</sup> day of November, 2019 by the following authorized representative.


  
\_\_\_\_\_  
Signature of Authorized Representative

Name: Zachary Gifford

Title: Director, Systemwide Risk Management

Entity: CSU Risk Management Authority

Date: 12/26/29

  
\_\_\_\_\_  
Signature of Authorized Representative

Name: Kristian Pearson

Title: CFD

Entity: NormaTec

Date: 11/21/2019

31

**REVIEW OF THE AIME COMMITTEE  
NOMINATIONS AND ELECTIONS**

**ISSUE:** Effective July 1, 2019, four seats were up for election to serve two-year terms. The Chair's term ended June 30, 2019. The Committee at its May 13, 2019 meeting added an additional Committee member with an effective term of July 1, 2019 – June 30, 2021. The Committee will be asked to review the Terms of Office and discuss nominations for additional Committee members.

**RECOMMENDATION:** The Committee is asked to discuss nominations for additional Committee members.

**FISCAL IMPACT:** None

**BACKGROUND:** AIME Committee members serve two-year terms. The goal of staggering the seat elections is to maintain continuity, so that AIME benefits from the expertise Committee members develop during their terms. The AIME Committee Chair serves a two-year term.

**PUBLICATION:** None

**ATTACHMENT(S):**

- a. AIME Committee Terms of Office – July 1, 2019 – June 30, 2020

**CSURMA**  
**AIME TERMS OF OFFICE at July 2019**

| Position       | 7/1/09 - 6/30/10                | 7/1/10 - 6/30/11                | 7/1/11 - 6/30/12            | 7/1/12 - 6/30/13            | 7/1/13 - 6/30/14                | 7/1/14 - 6/30/15              | 7/1/15 -6/30/16             | 7/1/16 - 6/30/17             | 7/1/17 - 6/30/18             | 7/1/18 - 6/30/19             | 7/1/19 - 6/30/20                |
|----------------|---------------------------------|---------------------------------|-----------------------------|-----------------------------|---------------------------------|-------------------------------|-----------------------------|------------------------------|------------------------------|------------------------------|---------------------------------|
| Member - Chair | Ramos (Sacramento) 01/2007      | Ramos (Sacramento) 01/2007      | Ramos (Sacramento) 01/2007  | Ramos (Sacramento) 01/2007  | Ramos (Sacramento) 01/2007      | Ramos (Sacramento) 01/2007    | Shaw (San Jose) 01/2006     | Shaw (San Jose) 01/2006      | Shaw (San Jose) 01/2006      | Shaw (San Jose) 01/2006      | Shaw (San Jose) 01/2006         |
| Member         | Kelli Eberlein (Fresno) 6/2008  | Eberlein (Fresno) 6/2008        | Eberlein (Fresno) 6/2008    | Eberlein (Fresno) 6/2008    | Eberlein (Fresno) 06/2008       | Eberlein (Fresno) 06/2008     | Eberlein (Fresno) 06/2008   | Eberlein (Fresno) 06/2008    | Eberlein (Fresno) 06/2008    | Eberlein (Fresno) 06/2008    | Eberlein (Fresno) 06/2008       |
| Member         | Masner (Long Beach) 11/2006     | Masner (Long Beach) 11/2006     | Masner (Long Beach) 11/2006 | Masner (Long Beach) 11/2006 | Masner (Long Beach) 11/2006     | Masner (Long Beach) 11/2006   | Masner (Long Beach) 11/2006 | Masner (Long Beach) 11/2006  | Masner (Long Beach) 11/2006  | Masner (Long Beach) 11/2006  | Masner (Long Beach) 11/2006     |
| Member         | Sexton (Fullerton) 10/2009      | Sexton (Fullerton) 10/2009      | Sexton (Fullerton) 10/2009  | Sexton (Fullerton) 10/2009  | Steigerwald (San Diego) 01/2014 | <b>TBD</b>                    | Rivera (Fullerton) 10/2015  | Rivera (Fullerton) 10/2015   | Rivera (Fullerton) 10/2015   | Rivera (Fullerton) 10/2015   | Rivera (Fullerton) 10/2015      |
| Member         | Shaw (San Jose) 01/2006         | Shaw (San Jose) 01/2006         | Shaw (San Jose) 01/2006     | Shaw (San Jose) 01/2006     | Shaw (San Jose) 01/2006         | Shaw (San Jose) 01/2006       | <b>TBD</b>                  | Rudy (Sonoma) 01/2017        | Rudy (Sonoma) 01/2017        | Rudy (Sonoma) 01/2017        | Rudy (Sonoma) 01/2017           |
| Member         | Collen (Humboldt) 07/2007       | Collen (Humboldt) 07/2007       | Collen (Humboldt) 07/2007   | Collen (Humboldt) 07/2007   | Bridges (Los Angeles) 01/2014   | Bridges (Los Angeles) 01/2014 | Barker (Chico) 10/2015      | Barker (Chico) 10/2015       | Barker (Chico) 10/2015       | Barker (Chico) 10/2015       | Barker (Chico) 10/2015          |
| Member         | Nishimori (Bakersfield) 11/2006 | Nishimori (Bakersfield) 11/2006 | Kite (Northridge) 07/2011   | Kite (Northridge) 07/2013   | Kite (Northridge) 07/2013       | Kite (Northridge) 07/2013     | Kite (Northridge) 07/2013   | Kite (Northridge) 07/2013    | <b>TBD</b>                   | <b>TBD</b>                   | Walker (San Bernardino) 05/2019 |
| Member         | N/A                             | N/A                             | N/A                         | Malasarn (Pomona) 7/2012    | Malasarn (Pomona) 7/2012        | Malasarn (Pomona) 7/2012      | Padilla (Sacramento) 10/15  | Padilla (Sacramento) 10/2015 | Padilla (Sacramento) 10/2015 | Padilla (Sacramento) 10/2015 | Padilla (Sacramento) 10/2015    |
| Member         | N/A                             | N/A                             | N/A                         | Slover (SLO) 7/2012         | Slover (SLO) 7/2012             | Slover (SLO) 7/2012           | Slover (SLO) 7/2012         | Slover (SLO) 7/2012          | Slover (SLO) 7/2012          | Slover (SLO) 7/2012          | Slover (SLO) 7/2012             |
| EC Liason      | Wight (Monterey Bay)            | Wight (Monterey Bay)            | Wight (Monterey Bay)        | Thorpe (Chico)              | Thorpe (Chico)                  | Thorpe (Chico)                | Van Leuven (San Bernardino) | Van Leuven (San Bernardino)  | Van Leuven (San Bernardino)  | Kao (Fresno)                 | Kao (Fresno)                    |

## **CSURMA AIME OTHER BUSINESS**

**ISSUE:** The AIME Committee has discussed possible athletic programs that would enhance the existing CSURMA Athletic program in addition to discussing procedures. The following are items for discussion:

1. Mental Health – Vendor Health Update
2. Legislation – Athletic Trainers Licensor
3. Proof of student athlete status
4. Outstanding medical payments

**RECOMMENDATION:** It is recommended that the Committee discuss the proposed programs and procedures and provide direction to Staff as appropriate.

**FISCAL IMPACT:** None.

**BACKGROUND:** None.

**PUBLICATION:** None.

**ATTACHMENT(S):** None.

**FY 2019-20 AND FY 2020-21 CSURMA MEETING CALENDAR**

**ISSUE:** The Program Administrator includes a current copy of the CSURMA meeting calendar in every agenda.

**RECOMMENDATION:** No action is requested on this item.

**FISCAL IMPACT:** None.

**BACKGROUND:** None.

**PUBLICATION:** None.

**ATTACHMENT(S):**

- a. 2019-2020 Meeting Calendar
- b. 2020-2021 Meeting Calendar



## FY 2020/21 CSURMA MEETING CALENDAR

| JULY 2020    |          |                        |                | AUGUST 2020   |          |           |                 | SEPTEMBER 2020 |          |                  |          |
|--------------|----------|------------------------|----------------|---------------|----------|-----------|-----------------|----------------|----------|------------------|----------|
| Date         | Time     | Committee              | Location       | Date          | Time     | Committee | Location        | Date           | Time     | Committee        | Location |
| 13-14        | 11:00 AM | AORMA Officers Retreat | TBD            | TBD           |          | AOA EC    | TBD             | 9              | 10:00 AM | AORMA New Member | TBD      |
|              |          |                        |                |               |          |           |                 | 9              | 11:00 AM | AORMA LRP        | TBD      |
|              |          |                        |                |               |          |           |                 | 10             | 9:00 AM  | AORMA            | TBD      |
|              |          |                        |                |               |          |           |                 | 10             | 4:00 PM  | EC Orientation   | TBD      |
|              |          |                        |                |               |          |           |                 | 11             | 8:30 AM  | EC               | TBD      |
| OCTOBER 2020 |          |                        |                | NOVEMBER 2020 |          |           |                 | DECEMBER 2020  |          |                  |          |
| Date         | Time     | Committee              | Location       | Date          | Time     | Committee | Location        | Date           | Time     | Committee        | Location |
| 12           | 10:30 AM | AIME                   | TBD            | TBD           |          | AOA EC    | TBD             | 3              | 10:00 AM | AORMA            | TBD      |
| 22           | 2:00 PM  | BOD Orientation        | Teleconference |               |          |           |                 | 4              | 8:30 AM  | EC               | TBD      |
| 22           | 10:00 AM | AORMA                  | CANCELED       |               |          |           |                 |                |          |                  |          |
| 23           | 8:30 AM  | EC                     | TBD            |               |          |           |                 |                |          |                  |          |
| 23           | 10:30 AM | BOD                    | TBD            |               |          |           |                 |                |          |                  |          |
| JANUARY 2021 |          |                        |                | FEBRUARY 2021 |          |           |                 | MARCH 2021     |          |                  |          |
| Date         | Time     | Committee              | Location       | Date          | Time     | Committee | Location        | Date           | Time     | Committee        | Location |
|              | 10:30 AM | AIME                   |                |               |          |           |                 | 4              | 2:30 PM  | EC               | TBD      |
| TBD          | 3:30 PM  | EC (AOA Conference)    | TBD            |               |          |           |                 | 5              | 8:30 AM  | EC LRP           | TBD      |
| TBD          |          | AOA Annual Conference  | TBD            |               |          |           |                 |                |          |                  |          |
| APRIL 2021   |          |                        |                | MAY 2021      |          |           |                 | JUNE 2021      |          |                  |          |
| Date         | Time     | Committee              | Location       | Date          | Time     | Committee | Location        | Date           | Time     | Committee        | Location |
|              |          |                        |                |               |          | 2:00 PM   | BOD Orientation |                |          |                  |          |
|              |          |                        |                | 6             | 1:30 PM  | AORMA     | Teleconference  | TBD            |          | AOA EC           | TBD      |
|              |          |                        |                | 7             | 8:30 AM  | EC        | TBD             |                |          |                  |          |
|              |          |                        |                | 7             | 10:30 AM | BOD       | TBD             |                |          |                  |          |
|              |          |                        |                |               |          | 10:30 AM  | AIME            |                |          |                  |          |

AORMA = Auxiliary Organizations Risk Management Alliance Committee  
 AIME = Athletic Injury Medical Expense Committee  
 AORMA LRP = AORMA Long Range Planning Meeting

AOA = CSU Auxiliary Organizations Association  
 BOD = CSURMA Board of Directors  
 EC = CSURMA Executive Committee

EC LRP = EC Long Range Planning Meeting

## **CSURMA AIME COMMITTEE MEMBER CONTACT LIST**

**ISSUE:** Attached for the Committee's review is the AIME Committee contact list.

**RECOMMENDATION:** It is recommended that the Committee review the contact information for accuracy and report any changes or corrections to Staff.

**FISCAL IMPACT:** None.

**BACKGROUND:** An accurate and current list facilitates better communication among the Committee and with Staff.

**PUBLICATION:** None.

**ATTACHMENT(S):**

- a. AIME Committee and Staff Directory

## CSURMA AIME COMMITTEE MEMBERS

As of December 2019

| First Name | Last Name | Title  | Organization                   | Street Address                                      | Email  | Phone/Cell                              | Term of Office Expires |
|------------|-----------|--|--------------------------------|---|--|---|------------------------|
| Anita      | Barker    | Athletic Director  | CSU Chico                      | 400 West First St<br>Chico, CA 95929-0130           | abarker@csuchico.edu   | Tel: 530-898-6470<br>Cell: 530-570-5612 | 07/01/19               |
| Kelli      | Eberlein  | Head Athletic Trainer  | CSU Fresno                     | 1620 E Bulldog Lane<br>Fresno, CA 93740             | keberlein@csufresno.edu                                      | Tel: 559-278-4170<br>Cell: 559-709-2534 | 07/01/19               |
| Summer     | Rivera    | Assistant Athletics Dir, CFO   | CSU Fullerton                  | 800 N. State College Blvd.<br>Fullerton, CA 92834   | surivera@fullerton.edu                                       | Tel: 657-278-2129<br>Cell: 714-308-1585 | 07/01/19               |
| Cindy      | Masner    | Deputy Athletic Director/SWA<br>Deputy Title IX Coordinator -<br>Athletics | CSU Long Beach (Vice<br>Chair) | 1250 Bellflower Blvd.<br>Long Beach, CA 90840       | cindy.masner@csulb.edu                                       | Tel: 562-985-8146<br>Cell: 562-843-0080 | 07/01/20               |
| Kristal    | Slover    | Head Athletic Trainer  | CPSU, San Luis Obispo          | 1 Grand Ave<br>San Luis Obispo, CA 93407            | kemig@calpoly.edu  | Tel: 805-756-6065<br>Cell: 805-801-5177 | 07/01/20               |
| Brandon    | Padilla   | Director of Athletic Trainer   | CSU Sacramento                 | 6000 J Street<br>Sacramento, CA 95819               | bpadilla@csus.edu  | Tel: 916-278-2464<br>Cell: 979-575-2826 | 07/01/20               |
| Morgan     | Walker    | Assoc Athletics Dir - Admin  | CSU San Bernardino             | 5500 University Parkway<br>San Bernardino, CA 92407 | mwalker@csusb.edu  | Tel: 909-537-5020<br>Cell: 909-273-8532 | 07/01/21               |
| Julie      | Rudy      | Head Athletic Trainer  | Sonoma State                   | 1801 E Cotati<br>Rohnert Park, CA 94928             | julie.rudy@sonoma.edu  | Tel: 707-664-2937<br>Cell: 707-529-9080 | 07/01/20               |
| Scott      | Shaw      | Director of Sports Medicine  | San Jose State (Chair)         | One Washington Square<br>San Jose, CA 95192-0062    | scott.shaw@sjsu.edu  | Tel: 408-924-6692<br>Cell: 408-506-3858 | 07/01/19               |
| Lisa       | Kao       | Director, EHS & Risk Management  | CSU Fresno                     | 2311 East Barstow, MS PO14<br>Fresno, CA 93740-8022 | <a href="mailto:lisak@csufresno.edu">lisak@csufresno.edu</a> | Tel: 559-278-6910<br>Cell: 559-281-5906 | N/A                    |

**AIME Advisory Committee Staff Members**  
As of December 2019

| Organization                 | First Name | Last Name  | Title  | Street Address   | City          | State | Zipcode | Phone/Fax/Email   |
|------------------------------|------------|------------|--|--|---------------|-------|---------|---|
| CSU Office of the Chancellor | Robert     | Eaton      | Senior Director, Financing and Treasury        | 401 Golden Shore, 5th Floor<br>Long Beach, CA 90802    | Long Beach    | CA    | 90802   | Tel: 562-951-4572<br>Fax: 562-951-4859<br>Email: reaton@calstate.edu                            |
| CSU Office of the Chancellor | Zachary    | Gifford    | Director, Systemwide Risk Management           | 401 Golden Shore, 5th Floor<br>Long Beach, CA 90802    | Long Beach    | CA    | 90802   | Tel: 562-951-4568<br>Fax: 562-951-4859<br>Email: zgifford@calstate.edu                          |
| CSU Office of the Chancellor | Jody       | Van Leuven | Assistant Director, Systemwide Risk Management | 401 Golden Shore, 5th Floor<br>Long Beach, CA 90802    | Long Beach    | CA    | 90802   | Tel: 562-951-4580<br>Fax: 562-951-4859<br>Email: jvanleuven@calstate.edu                        |
| CSU Office of the Chancellor | Leona      | Ching      | Systemwide Risk Management                     | 401 Golden Shore, 5th Floor<br>Long Beach, CA 90802    | Long Beach    | CA    | 90802   | Tel: 562-951-4580<br>Fax: 562-951-4859<br>Email: lching@calstate.edu                            |
| Alliant Insurance Services   | Daniel     | Howell     | Program Director                               | 100 Pine Street, 11th Floor<br>San Francisco, CA 94111 | San Francisco | CA    | 94111   | Tel: 415-403-1426<br>Fax: 415-874-4810<br>Email: dhowell@alliant.com                            |
| Alliant Insurance Services   | Susan      | Leung      | Program Director                               | 100 Pine Street, 11th Floor<br>San Francisco, CA 94111 | San Francisco | CA    | 94111   | Tel: 415-403-1435<br>Fax: 415-874-4810<br>Cell: 415-652-7283<br>Email: susan.leung@alliant.com  |
| Alliant Insurance Services   | Amy        | Lightner   | Program Administrator                          | 100 Pine Street, 11th Floor<br>San Francisco, CA 94111 | San Francisco | CA    | 94111   | Tel: 415-403-1457<br>Fax: 415-874-4810<br>Cell: 415-660-0992<br>Email: amy.lightner@alliant.com |
| Alliant Insurance Services   | Stacey     | Weeks      | Program Administrator                          | 100 Pine Street, 11th Floor<br>San Francisco, CA 94111 | San Francisco | CA    | 94111   | Tel: 415-403-1448<br>Cell: 415-215-4055<br>Fax: 415-874-4810<br>Email: sweeks@alliant.com       |
| Alliant Insurance Services   | Van        | Rin        | Program Administrator                          | 100 Pine Street, 11th Floor<br>San Francisco, CA 94111 | San Francisco | CA    | 94111   | Tel: 415-403-1408<br>Fax: 415-874-4810<br>Email: vrin@alliant.com                               |
| Health Special Risk (HSR)    | Tom        | Lenihan    | Claims Administrator                           | HSR Plaza<br>4100 Medical Parkway                      | Carrollton    | TX    | 75007   | Tel: 972-512-5700<br>Cell: 972-741-6507<br>Email: TomLenihan@hsri.com                           |